
**Information technology — Open
Connectivity Foundation (OCF)
Specification —**

**Part 1:
Core specification**

*Technologies de l'information — Spécification de la Fondation pour la
connectivité ouverte (Fondation OCF) —*

Partie 1: Spécification du cœur

IECNORM.COM : Click to view the full PDF of ISO/IEC 30118-1:2018



IECNORM.COM : Click to view the full PDF of ISO/IEC 30118-1:2018



COPYRIGHT PROTECTED DOCUMENT

© ISO/IEC 2018

All rights reserved. Unless otherwise specified, or required in the context of its implementation, no part of this publication may be reproduced or utilized otherwise in any form or by any means, electronic or mechanical, including photocopying, or posting on the internet or an intranet, without prior written permission. Permission can be requested from either ISO at the address below or ISO's member body in the country of the requester.

ISO copyright office
CP 401 • Ch. de Blandonnet 8
CH-1214 Vernier, Geneva
Phone: +41 22 749 01 11
Fax: +41 22 749 09 47
Email: copyright@iso.org
Website: www.iso.org

Published in Switzerland

Foreword

ISO (the International Organization for Standardization) and IEC (the International Electrotechnical Commission) form the specialized system for worldwide standardization. National bodies that are members of ISO or IEC participate in the development of International Standards through technical committees established by the respective organization to deal with particular fields of technical activity. ISO and IEC technical committees collaborate in fields of mutual interest. Other international organizations, governmental and non-governmental, in liaison with ISO and IEC, also take part in the work. In the field of information technology, ISO and IEC have established a joint technical committee, ISO/IEC JTC 1.

The procedures used to develop this document and those intended for its further maintenance are described in the ISO/IEC Directives, Part 1. In particular, the different approval criteria needed for the different types of document should be noted (see www.iso.org/directives).

Attention is drawn to the possibility that some of the elements of this document may be the subject of patent rights. ISO and IEC shall not be held responsible for identifying any or all such patent rights. Details of any patent rights identified during the development of the document will be in the Introduction and/or on the ISO list of patent declarations received (see www.iso.org/patents).

Any trade name used in this document is information given for the convenience of users and does not constitute an endorsement. © ISO/IEC 2018 – All rights reserved

For an explanation of the voluntary nature of standards, the meaning of ISO specific terms and expressions related to conformity assessment, as well as information about ISO's adherence to the World Trade Organization (WTO) principles in the Technical Barriers to Trade (TBT), see www.iso.org/iso/foreword.html.

This document was prepared by the Open Connectivity Foundation (OCF) (as the OCF Core Specification v1.0.0) and drafted in accordance with its editorial rules. It was adopted, under the JTC 1 PAS procedure, by Joint Technical Committee ISO/IEC JTC 1, *Information technology*.

A list of all parts in the ISO/IEC 30118 series can be found on the ISO website.

Any feedback or questions on this document should be directed to the user's national standards body. A complete listing of these bodies can be found at www.iso.org/members.html.

[IECNORM.COM](https://www.iecnorm.com) : Click to view the full PDF of ISO/IEC 30118-1:2018

CONTENTS

1	Scope	15
2	Normative references	15
3	Terms, definitions, symbols and abbreviations	18
3.1	Terms and definitions.....	18
3.2	Symbols and abbreviations	21
3.3	Conventions	22
3.4	Data types	22
4	Document conventions and organization	23
5	Architecture	24
5.1	Overview	24
5.2	Principle	25
5.3	Functional block diagram	26
5.4	Framework	27
5.5	Example Scenario with roles	27
5.6	Example Scenario: Bridging to Non- OCF ecosystem.....	28
6	Identification and addressing	29
6.1	Introduction	29
6.2	Identification.....	30
6.2.1	Resource identification and addressing	30
6.3	Namespace:	31
6.4	Network addressing	31
7	Resource model	31
7.1	Introduction	31
7.2	Resource.....	32
7.3	Property	33
7.3.1	Introduction	33
7.3.2	Common Properties	34
7.4	Resource Type	35
7.4.1	Introduction	35
7.4.2	Resource Type Property	36
7.4.3	Resource Type definition	36
7.4.4	Multi-value "rt" Resource	38
7.5	Device Type	38
7.6	Interface	39
7.6.1	Introduction	39
7.6.2	Interface Property	39
7.6.3	Interface methods.....	40
7.7	Resource representation	52
7.8	Structure	52
7.8.1	Introduction	52
7.8.2	Resource Relationships	52

7.8.3	Collections	57
7.9	Third (3 rd) party specified extensions	60
8	CRUDN	61
8.1	Overview	61
8.2	CREATE	62
8.2.1	CREATE request	63
8.2.2	Processing by the Server	63
8.2.3	CREATE response	63
8.3	RETRIEVE	63
8.3.1	RETRIEVE request	64
8.3.2	Processing by the Server	64
8.3.3	RETRIEVE response	64
8.4	UPDATE	64
8.4.1	UPDATE request	65
8.4.2	Processing by the Server	65
8.4.3	UPDATE response	65
8.5	DELETE	65
8.5.1	DELETE request	66
8.5.2	Processing by the Server	66
8.5.3	DELETE response	66
8.6	NOTIFY	66
9	Network and connectivity	67
9.1	Introduction	67
9.2	Architecture	67
9.3	IPv6 network layer requirements	68
9.3.1	Introduction	68
9.3.2	IPv6 node requirements	69
10	Endpoint	69
10.1	Endpoint definition	69
10.2	Endpoint information	70
10.2.1	Introduction	70
10.2.2	“ep”	70
10.2.3	“pri”	70
10.2.4	Endpoint information in “eps” Parameter	71
10.3	Endpoint discovery	71
10.3.1	Introduction	71
10.3.2	Implicit discovery	71
10.3.3	Explicit discovery with “/oic/res” response	71
10.4	CoAP based Endpoint discovery	75
11	Functional interactions	76
11.1	Introduction	76
11.2	Onboarding, Provisioning and Configuration	76
11.3	Resource discovery	78
11.3.1	Introduction	78

11.3.2	Resource based discovery: mechanisms	78
11.3.3	Resource based discovery: Information publication process.....	80
11.3.4	Resource based discovery: Finding information	81
11.3.5	Resource discovery using “/oic/res”	87
11.3.6	Resource directory (RD) based discovery.....	89
11.4	Notification	103
11.4.1	Overview	103
11.4.2	Observe	103
11.5	Device management	105
11.5.1	Overview	105
11.5.2	Diagnostics and maintenance	105
11.6	Scenes	106
11.6.1	Introduction	106
11.6.2	Scenes	106
11.6.3	Security considerations.....	110
11.7	Icons	110
11.7.1	Overview	110
11.7.2	Resource.....	111
11.8	Introspection.....	111
11.8.1	Overview	111
11.8.2	Usage of introspection	113
12	Messaging	114
12.1	Introduction	114
12.2	Mapping of CRUDN to CoAP	115
12.2.1	Overview	115
12.2.2	URIs.....	115
12.2.3	CoAP method with request and response	115
12.2.4	Content-Format negotiation.....	117
12.2.5	OCF-Content-Format-Version information.....	118
12.2.6	Content-Format policy.....	118
12.2.7	CRUDN to CoAP response codes.....	119
12.2.8	CoAP block transfer.....	119
12.3	CoAP serialization over TCP	120
12.4	Payload Encoding in CBOR.....	121
13	Security	121
Annex A	(Informative) Operation Examples	123
A.1	Introduction	123
A.2	When at home: From smartphone turn on a single light.....	123
A.3	GroupAction execution.....	124
A.4	When garage door opens, turn on lights in hall; also notify smartphone.....	124
A.5	Device management	124
Annex B	(informative) OCF interaction scenarios and deployment models	126
B.1	OCF interaction scenarios.....	126
B.2	Deployment model	127

Annex C (informative) Other Resource Models and OCF Mapping	129
C.1 Multiple resource models	129
C.2 OCF approach for support of multiple resource models	129
C.3 Resource model indication	130
C.4 An Example Profile (IPSO profile)	130
C.4.1 Conceptual equivalence	130
Annex D (normative) Resource Type definitions	133
D.1 List of Resource Type definitions	133
D.2 OCF Collection	134
D.2.1 Introduction	134
D.2.2 Example URI	134
D.2.3 Resource Type	134
D.2.4 RAML Definition	134
D.2.5 Property Definition	139
D.2.6 CRUDN behavior	140
D.2.7 Referenced JSON schemas	140
D.2.8 oic.oic-link-schema.json	140
D.3 Device Configuration	142
D.3.1 Introduction	142
D.3.2 Example URI	142
D.3.3 Resource Type	142
D.3.4 RAML Definition	142
D.3.5 Property Definition	147
D.3.6 CRUDN behavior	147
D.4 Platform Configuration	147
D.4.1 Introduction	147
D.4.2 Example URI	147
D.4.3 Resource Type	147
D.4.4 RAML Definition	147
D.4.5 Property Definition	150
D.4.6 CRUDN behavior	150
D.5 Device	150
D.5.1 Introduction	150
D.5.2 Wellknown URI	150
D.5.3 Resource Type	150
D.5.4 RAML Definition	151
D.5.5 Property Definition	153
D.5.6 CRUDN behavior	153
D.6 Maintenance	154
D.6.1 Introduction	154
D.6.2 Wellknown URI	154
D.6.3 Resource Type	154
D.6.4 RAML Definition	154
D.6.5 Property Definition	156

D.6.6	CRUDN behavior	156
D.7	Platform.....	157
D.7.1	Introduction	157
D.7.2	Wellknown URI	157
D.7.3	Resource Type	157
D.7.4	RAML Definition.....	157
D.7.5	Property Definition.....	159
D.7.6	CRUDN behavior	160
D.8	Ping	160
D.8.1	Introduction	160
D.8.2	Wellknown URI	160
D.8.3	Resource Type	160
D.8.4	RAML Definition.....	160
D.8.5	Property Definition.....	162
D.8.6	CRUDN behavior	162
D.9	Discoverable Resources Baseline Interface.....	162
D.9.1	Introduction	162
D.9.2	Wellknown URI	162
D.9.3	Resource Type	162
D.9.4	RAML Definition.....	162
D.9.5	Property Definition.....	164
D.9.6	CRUDN behavior	165
D.10	Discoverable Resources Link List interface.....	165
D.10.1	Introduction	165
D.10.2	Wellknown URI	165
D.10.3	Resource Type	165
D.10.4	RAML Definition.....	165
D.10.5	Property Definition.....	166
D.10.6	CRUDN behavior.....	167
D.10.7	Referenced JSON schemas	168
D.10.8	oic.oic-link-schema.json.....	168
D.11	Scenes (Top level).....	170
D.11.1	Introduction	170
D.11.2	Example URI	170
D.11.3	Resource Type	170
D.11.4	RAML Definition.....	170
D.11.5	Property Definition.....	172
D.11.6	CRUDN behavior	172
D.12	Scene Collections	172
D.12.1	Introduction	172
D.12.2	Example URI	173
D.12.3	Resource Type	173
D.12.4	RAML Definition.....	173
D.12.5	Property Definition.....	176

D.12.6	CRUDN behavior	177
D.13	Scene Member	177
D.13.1	Introduction	177
D.13.2	Example URI	177
D.13.3	Resource Type	177
D.13.4	RAML Definition.....	177
D.13.5	Property Definition.....	179
D.13.6	CRUDN behavior	179
D.14	Resource directory resource	179
D.14.1	Introduction	179
D.14.2	Wellknown URI	180
D.14.3	Resource Type	180
D.14.4	RAML Definition.....	180
D.14.5	Property Definition.....	185
D.14.6	CRUDN behavior	186
D.15	Icon.....	186
D.15.1	Introduction	186
D.15.2	Example URI	186
D.15.3	Resource Type	186
D.15.4	RAML Definition.....	186
D.15.5	Property Definition.....	187
D.15.6	CRUDN behavior	187
D.16	Introspection Resource	188
D.16.1	Introduction	188
D.16.2	Example URI	188
D.16.3	Resource Type	188
D.16.4	RAML Definition.....	188
D.16.5	Property Definition.....	189
D.16.6	CRUDN behavior.....	190
Annex E (informative)	Swagger2.0 definitions	191
E.1	Icon.....	191
E.1.1	Introduction	191
E.1.2	Example URI	191
E.1.3	Resource Type	191
E.1.4	Swagger2.0 Definition.....	191
E.1.5	Property Definition.....	193
E.1.6	CRUDN behavior	193
E.2	Introspection Resource	194
E.2.1	Introduction	194
E.2.2	Example URI	194
E.2.3	Resource Type	194
E.2.4	Swagger2.0 Definition.....	194
E.2.5	Property Definition.....	196
E.2.6	CRUDN behavior	197

E.3	OCF Collection	197
E.3.1	Introduction	197
E.3.2	Example URI	197
E.3.3	Resource Type	197
E.3.4	Swagger2.0 Definition	197
E.3.5	Property Definition	210
E.3.6	CRUDN behavior	213
E.4	Platform Configuration	213
E.4.1	Introduction	213
E.4.2	Example URI	213
E.4.3	Resource Type	213
E.4.4	Swagger2.0 Definition	213
E.4.5	Property Definition	217
E.4.6	CRUDN behavior	217
E.5	Device Configuration	217
E.5.1	Introduction	217
E.5.2	Example URI	217
E.5.3	Resource Type	217
E.5.4	Swagger2.0 Definition	217
E.5.5	Property Definition	223
E.5.6	CRUDN behavior	224
E.6	Device	224
E.6.1	Introduction	224
E.6.2	Wellknown URI	224
E.6.3	Resource Type	224
E.6.4	Swagger2.0 Definition	224
E.6.5	Property Definition	227
E.6.6	CRUDN behavior	228
E.7	Maintenance	228
E.7.1	Introduction	228
E.7.2	Wellknown URI	228
E.7.3	Resource Type	229
E.7.4	Swagger2.0 Definition	229
E.7.5	Property Definition	231
E.7.6	CRUDN behavior	231
E.8	Platform	231
E.8.1	Introduction	231
E.8.2	Wellknown URI	231
E.8.3	Resource Type	231
E.8.4	Swagger2.0 Definition	232
E.8.5	Property Definition	235
E.8.6	CRUDN behavior	236
E.9	Ping	236
E.9.1	Introduction	236

E.9.2	Wellknown URI	236
E.9.3	Resource Type	236
E.9.4	Swagger2.0 Definition	236
E.9.5	Property Definition	238
E.9.6	CRUDN behavior	239
E.10	Resource directory resource	239
E.10.1	Introduction	239
E.10.2	Wellknown URI	239
E.10.3	Resource Type	239
E.10.4	Swagger2.0 Definition	239
E.10.5	Property Definition	248
E.10.6	CRUDN behavior	249
E.11	Discoverable Resources	249
E.11.1	Introduction	249
E.11.2	Wellknown URI	249
E.11.3	Resource Type	249
E.11.4	Swagger2.0 Definition	249
E.11.5	Property Definition	256
E.11.6	CRUDN behavior	258
E.12	Scenes	258
E.12.1	Introduction	258
E.12.2	Example URI	258
E.12.3	Resource Type	258
E.12.4	Swagger2.0 Definition	258
E.12.5	Property Definition	272
E.12.6	CRUDN behavior	275

IECNORM.COM : Click to view the full PDF of ISO/IEC 30118-1:2018

Figures

Figure 1: Architecture - concepts	25
Figure 2: Functional block diagram	26
Figure 3: Communication layering model.....	27
Figure 4: Example illustrating the Roles	28
Figure 5: Framework - Architecture Detail	28
Figure 6: Server bridging to Non- OCF device	29
Figure 7: Example of a Resource	33
Figure 8: Example - "Heater" Resource (for illustration only).....	50
Figure 9: Example - Actuator Interface	50
Figure 10: Example of a Link	52
Figure 11: Example of distinct Links.....	52
Figure 12: Example of use of anchor in Link.....	53
Figure 13: Example of "eps Parameter	56
Figure 14: List of Links in a Resource	57
Figure 15: Example showing Collection and Links	59
Figure 16. CREATE operation.....	63
Figure 17. RETRIEVE operation	64
Figure 18. UPDATE operation.....	65
Figure 19. DELETE operation	66
Figure 20. High Level Network & Connectivity Architecture.....	68
Figure 21: Example of "ep"	70
Figure 22: Example of Link with "eps" Parameter	71
Figure 23: Example of "/oic/res" with Endpoint information.....	75
Figure 24. Resource based discovery: Information publication process.....	81
Figure 25. Resource based discovery: Finding information	81
Figure 26. Indirect discovery of resource by resource directory.....	90
Figure 27. RD discovery and RD supported query of resources support	92
Figure 28. Resource Direction Deployment Scenarios	93
Figure 29. Example of POST request payload	97
Figure 30. Example of POST response payload.....	98
Figure 31. Example of DELETE request with "di" or "ins" query	99
Figure 32. Observe Mechanism	104
Figure 33 Generic scene resource structure	107
Figure 34 Interactions to check Scene support and setup of specific scenes	108
Figure 35 Client interactions on a specific scene	109
Figure 36 Interaction overview due to a Scene change	110

Figure 37 Interactions to check Introspection support and download the Introspection Device Data.	114
Figure 38 Content-Format Policy.....	119
Figure 39. When at home: from smartphone turn on a single light	124
Figure 40. Device management (maintenance).....	125
Figure 41. Direct interaction between Server and Client	126
Figure 42. Interaction between Client and Server using another Server	126
Figure 43. Interaction between Client and Server using Intermediary	126
Figure 44. Interaction between Client and Server using support from multiple Servers and Intermediary	127
Figure 45. Example of Devices	127

IECNORM.COM : Click to view the full PDF of ISO/IEC 30118-1:2018

Tables

Table 1. Additional OCF Types	22
Table 2. Name Property Definition	35
Table 3. Resource Identity Property Definition.....	35
Table 4. Resource Type Common Property definition	36
Table 5. Example foobar Resource Type.....	37
Table 6. Example foobar properties	37
Table 7. Resource Interface Property definition	39
Table 8. OCF standard Interfaces	40
Table 9. Common Properties for Collections (in addition to Common Properties defined in section 7.3.2)	60
Table 10. 3rd party defined Resource elements.....	61
Table 11. Parameters of CRUDN messages	62
Table 12. “ep” value for Transport Protocol Suite	70
Table 13. List of Core Resources	76
Table 14. Configuration Resource.....	76
Table 15. “oic.wk.con” Resource Type definition.....	77
Table 16. “oic.wk.con.p” Resource Type definition.....	78
Table 17. Mandatory discovery Core Resources.....	82
Table 18. “oic.wk.res” Resource Type definition.....	83
Table 19. Protocol scheme registry	83
Table 20. “oic.wk.d” Resource Type definition	84
Table 21. “oic.wk.p” Resource Type definition	86
Table 22. “oic.wk.rd” Resource Type definition	90
Table 23. “oic.wk.rd” Properties	91
Table 24: Selection parameters	94
Table 25. Optional diagnostics and maintenance device management Core Resources	105
Table 26. “oic.wk.mnt” Resource Type definition	106
Table 27 list of Resource Types for Scenes	110
Table 28. Optional Icon Core Resource.....	111
Table 29. “oic.r.icon” Resource Type definition.....	111
Table 30. Introspection Resource.....	113
Table 31. “oic.wk.introspection” Resource Type definition.....	113
Table 32. CoAP request and response	115
Table 33. OCF Content-Formats	117
Table 34. OCF-Content-Format-Version and OCF-Accept-Content-Format-Version Option Numbers	118
Table 35. OCF-Accept-Content-Format-Version and the OCF-Content-Format-Version Representation	118

Table 36. Examples of OCF-Content-Format-Version and OCF-Accept-Content-Format-Version Representation	118
Table 37. Ping resource.....	120
Table 38. “oic.wk.ping” Resource Type definition.....	121
Table 39. oic.example.light Resource Type definition	123
Table 40. oic.example.garagedoor Resource Type definition	123
Table 41. Light control Resource Type definition	131
Table 42. Light control Resource Type definition	131
Table 43. Alphabetized list of core resources	133

IECNORM.COM : Click to view the full PDF of ISO/IEC 30118-1:2018

1 Scope

The OCF specifications are divided into two sets of documents:

- Core Specification documents: The Core Specification documents specify the Framework, i.e., the OCF core architecture, interfaces, protocols and services to enable OCF profiles implementation for Internet of Things (IoT) usages and ecosystems.
- Vertical Profiles Specification documents: The Vertical Profiles Specification documents specify the OCF profiles to enable IoT usages for different market segments such as smart home, industrial, healthcare, and automotive. The Application Profiles Specification is built upon the interfaces and network security of the OCF core architecture defined in the Core Specification.

This document is the OCF Core specification which specifies the Framework and core architecture.

2 Normative references

The following documents, in whole or in part, are normatively referenced in this document and are indispensable for its application. For dated references, only the edition cited applies. For undated references, the latest edition of the referenced document (including any amendments) applies.

ISO 8601, *Data elements and interchange formats – Information interchange – Representation of dates and times*, International Standards Organization, December 3, 2004

IEEE 754, *IEEE Standard for Floating-Point Arithmetic*, August 2008

IETF RFC 1981, *Path MTU Discovery for IP version 6*, August 1996
<https://tools.ietf.org/rfc/rfc1981.txt>

IETF RFC 2460, *Internet Protocol, version 6 (IPv6), December, 1998*
<https://tools.ietf.org/rfc/rfc2460.txt>

IETF RFC 2616, *Hypertext Transfer Protocol – HTTP/1.1*, June 1999.
<http://www.ietf.org/rfc/rfc2616.txt>

IETF RFC 3810, *Multicast Listener Discovery Version 2 (MLDv2) for IPv6*, June 2004
<http://www.ietf.org/rfc/rfc3810.txt>

IETF RFC 3986, *Uniform Resource Identifier (URI): General Syntax*, January 2005.
<http://www.ietf.org/rfc/rfc3986.txt>

IETF RFC 4122, *A Universally Unique Identifier (UUID) URN Namespace*, July 2005
<http://www.ietf.org/rfc/rfc4122.txt>

IETF RFC 4287, *The Atom Syndication Format*, December 2005,
<http://www.ietf.org/rfc/rfc4287.txt>

IETF RFC 4193, *Unique Local IPv6 Unicast Addresses*, October 2005
<http://www.ietf.org/rfc/rfc4193.txt>

IETF RFC 4291, *IP Version 6 Addressing Architecture*, February 2006
<http://www.ietf.org/rfc/rfc4291.txt>

IETF RFC 4443, *Internet Control Message Protocol (ICMPv6) for the Internet Protocol Version 6 (IPv6) Specification*, March 2006
<http://www.ietf.org/rfc/rfc4443.txt>

IETF RFC 4861, *Neighbor Discovery for IP version 6 (IPv6)*, September 2007
<http://www.ietf.org/rfc/rfc4861.txt>

IETF RFC 4862, *IPv6 Stateless Address Autoconfiguration*, September 2007
<http://www.ietf.org/rfc/rfc4862.txt>

IETF RFC 4941, *Privacy Extensions for Stateless Address Autoconfiguration in IPv6*, September 2007
<http://www.ietf.org/rfc/rfc4941.txt>

IETF RFC 4944, *Transmission of IPv6 Packets over IEEE 802.15.4 Networks*, September 2007
<http://www.ietf.org/rfc/rfc4944.txt>

IETF RFC 5646, *Tags for Identifying Languages*, September 2009
<http://www.ietf.org/rfc/rfc5646.txt>

IETF RFC 5988, *Web Linking: General Syntax*, October 2010
<http://www.ietf.org/rfc/rfc5988.txt>

IETF RFC 6434, *IPv6 Node Requirements*, December 2011
<http://www.ietf.org/rfc/rfc6434.txt>

IETF RFC 6455, *The WebSocket Protocol*, December 2011
<https://www.ietf.org/rfc/rfc6455.txt>

IETF RFC 6573, *The Item and Collection Link Relations*, April 2012
<http://www.ietf.org/rfc/rfc6573.txt>

IETF RFC 6690, *Constrained RESTful Environments (CoRE) Link Format*, August 2012
<http://www.ietf.org/rfc/rfc6690.txt>

IETF RFC 6762, *Multicast DNS* February 2013
<http://www.ietf.org/rfc/rfc6762.txt>

IETF RFC 6763, *DNS-Based Service Discovery*, February 2013
<http://www.ietf.org/rfc/rfc6763.txt>

IETF RFC 6775, *Neighbor Discovery Optimization for IPv6 over Low-Power Wireless Personal Area Networks (6LoWPANs)*, November 2012
<http://www.ietf.org/rfc/rfc6775.txt>

IETF RFC 7049, *Concise Binary Object Representation (CBOR)*, October 2013
<http://www.ietf.org/rfc/rfc7049.txt>

IETF RFC 7084, *Basic Requirements for IPv6 Customer Edge Routers*, November 2013
<http://www.ietf.org/rfc/rfc7084.txt>

IETF RFC 7159, *The JavaScript Object Notation (JSON) Data Interchange Format*, March 2014
<http://tools.ietf.org/rfc/rfc7159.txt>

IETF RFC 7252, *The Constrained Application Protocol (CoAP)*, June 2014
<http://tools.ietf.org/rfc/rfc7252.txt>

IETF RFC 7301, *Transport Layer Security (TLS) Application-Layer Protocol Negotiation Extension*, July 2014
<https://tools.ietf.org/html/rfc7301>

IETF RFC 7428, *Transmission of IPv6 Packets over ITU-T G.9959 Networks*, February 2015
<http://www.ietf.org/rfc/rfc7428.txt>

IETF RFC 7641, *Observing Resources in the Constrained Application Protocol (CoAP)*, September 2015
<https://tools.ietf.org/html/rfc7641>

IETF RFC 7668, *IPv6 over BLUETOOTH(r) Low Energy*, October 2015
<https://tools.ietf.org/html/rfc7668>

IETF RFC 7721, *Security and Privacy Considerations for IPv6 Address Generation Mechanisms*, March 2016
<https://tools.ietf.org/html/rfc7721>

IETF RFC 7959, *Block-Wise Transfers in the Constrained Application Protocol (CoAP)*, August 2016
<https://tools.ietf.org/html/rfc7959>

IETF draft-ietf-core-coap-tcp-tls-07, *CoAP over TCP, TLS, and WebSockets*, June 10 2015
<https://datatracker.ietf.org/doc/draft-ietf-core-coap-tcp-tls/>

ECMA-4-4, *The JSON Data Interchange Format*, October 2013.
<http://www.ecma-international.org/publications/files/ECMA-ST/ECMA-404.pdf>

OCF Security, *Open Connectivity Foundation Security Capabilities*, Version 1.0,

IANA IPv6 Multicast Address Space Registry
<http://www.iana.org/assignments/ipv6-multicast-addresses/ipv6-multicast-addresses.xhtml>

IANA Media Types Assignment, March 2017
<http://www.iana.org/assignments/media-types/media-types.xhtml>

IECNORM.COM : Click to view the full PDF of ISO/IEC 30118-1:2018

OpenAPI specification, *aka Swagger RESTful API Documentation Specification*
<https://github.com/OAI/OpenAPI-Specification/blob/master/versions/2.0.md>

OCF Resource Type Definitions, *API Definition Language for OCF Resource Type Definitions*,
Release OCF-v1.0.0
<https://github.com/openconnectivityfoundation/core>

W3C XML character escaping, *Extensible Markup Language (XML) 1.0*, November 2008
<http://www.w3.org/TR/2008/REC-xml-20081126/#syntax>

3 Terms, definitions, symbols and abbreviations

3.1 Terms and definitions

3.1.1

Client

a logical entity that accesses a Resource on a Server

3.1.2

Collection

a Resource that contains zero or more Links

3.1.3

Configuration Source

a cloud or service network or a local read-only file which contains and provides configuration related information to the Devices

3.1.4

Core Resources

those Resources that are defined in this specification

3.1.5

Default Interface

an Interface used to generate the response when an Interface is omitted in a request

3.1.6

Device

a logical entity that assumes one or more Roles (e.g., Client, Server)

Note 1 to entry: More than one Device can exist on a physical platform.

3.1.7

Device Type

a uniquely named definition indicating a minimum set of Resource Types that a Device supports

Note 1 to entry: A Device Type provides a hint about what the Device is, such as a light or a fan, for use during Resource discovery.

3.1.8

Endpoint

the source or destination of a request and response messages for a given Transport Protocol Suite

Note 1 to entry: Example of a Transport Protocol Suite would be CoAP over UDP over IPv6.

3.1.9

Entity

an aspect of the physical world that is exposed through a Device

Note 1 to entry: Example of an entity is an LED.

3.1.10**Framework**

a set of related functionalities and interactions defined in this specification, which enable interoperability across a wide range of networked devices, including IoT

3.1.11**Interface**

provides a view and permissible responses on a Resource

3.1.12**Introspection**

mechanism to determine the capabilities of the hosted Resources of a Device

3.1.13**Introspection Device Data**

data that describes the payloads per implemented method of the Resources that makes up the Device

Note 1 to entry: See section 11.8 for all requirements and exceptions

3.1.14**Links**

extends typed web links according to IETF RFC 5988

3.1.15**Non-OCF Device**

A device which does not comply with the OCF Device requirements

3.1.16**Notification**

the mechanism to make a Client aware of resource state changes in a Resource

3.1.17**Observe**

the act of monitoring a Resource by sending a RETRIEVE request which is cached by the Server hosting the Resource and reprocessed on every change to that Resource

3.1.18**Parameter**

an element that provides metadata about a Resource referenced by the target URI of a Link

3.1.19**Partial UPDATE**

an UPDATE request to a Resource that includes a subset of the Properties that are visible via the Interface being applied for the Resource Type

3.1.20**Platform**

a physical device containing one or more Devices

3.1.21**Remote Access Endpoint (RAE) Client**

a Client which supports XMPP functionality in order to access a Server from a remote location

3.1.22**Remote Access Endpoint (RAE) Server**

a Server which supports XMPP and can publish its resource(s) to an XMPP server in the cloud, thus becoming remotely addressable and accessible

Note 1 to entry: An RAE Server also supports ICE/STUN/TURN.

3.1.23

Resource

represents an Entity modelled and exposed by the Framework

3.1.24

Resource Directory

a set of descriptions of Resources where the actual Resources are held on Servers external to the Device hosting the Resource Directory, allowing lookups to be performed for those resources

Note 1 to entry: This functionality can be used by sleeping Servers or Servers that choose not to listen/respond to multicast requests directly.

3.1.25

Resource Interface

a qualification of the permitted requests on a Resource

3.1.26

Resource Property

a significant aspect or parameter of a resource, including metadata, that is exposed through the Resource

3.1.27

Resource Type

a uniquely named definition of a class of Resource Properties and the interactions that are supported by that class

Note 1 to entry: Each Resource has a Property "rt" whose value is the unique name of the Resource Type.

3.1.28

Scene

a static entity that stores a set of defined Resource property values for a collection of Resources

Note 1 to entry: A Scene is a prescribed setting of a set of resources with each having a predetermined value for the property that has to change.

3.1.29

Scene Collection

a collection Resource that contains an enumeration of possible Scene Values and the current Scene Value

Note 1 to entry: The member values of the Scene collection Resource are Scene Members.

3.1.30

Scene Member

a Resource that contains mappings of Scene Values to values of a property in the resource

3.1.31

Scene Value

a Scene enumerator representing the state in which a Resource can be

3.1.32

Server

a Device with the role of providing resource state information and facilitating remote interaction with its resources

Note 1 to entry: A Server can be implemented to expose non-OCF Device resources to Clients (section 5.6)

3.1.33

Vertical Resource Type

a Resource Type in a vertical domain specification

Note 1 to entry: An example of a Vertical Resource Type would be “oic.r.switch.binary”.

3.2 Symbols and abbreviations

3.2.1

ACL

Access Control List

Note 1 to entry: The details are defined in OCF Security.

3.2.2

CBOR

Concise Binary Object Representation

3.2.3

CoAP

Constrained Application Protocol

3.2.4

EXI

Efficient XML Interchange

3.2.5

IRI

Internationalized Resource Identifiers

3.2.6

ISP

Internet Service Provider

3.2.7

JSON

JavaScript Object Notation

3.2.8

mDNS

Multicast Domain Name Service

3.2.9

MTU

Maximum Transmission Unit

3.2.10

NAT

Network Address Translation

3.2.11

OCF

Open Connectivity Foundation

the organization that created this specification

3.2.12

RAML

RESTful API Modeling Language

3.2.13

REST

Representational State Transfer

3.2.14

RESTfull

REST-compliant Web services

3.2.15

URI

Uniform Resource Identifier

3.2.16

URN

Uniform Resource Name

3.2.17

UTC

Coordinated Universal Time

3.2.18

UUID

Universal Unique Identifier

3.2.19

XML

Extensible Markup Language

3.3 Conventions

In this specification a number of terms, conditions, mechanisms, sequences, parameters, events, states, or similar terms are printed with the first letter of each word in uppercase and the rest lowercase (e.g., Network Architecture). Any lowercase uses of these words have the normal technical English meaning.

3.4 Data types

Resources are defined using data types derived from JSON values as defined in ECMA-4-4. However, a Resource can overload a JSON defined value to specify a particular subset of the JSON value, using validation keywords defined in [JSON Schema Validation].

Among other validation keywords, section 7 of [JSON Schema Validation] defines a “format” keyword with a number of format attributes such as “uri” and “date-time”, and a “pattern” keyword with a regular expression that can be used to validate a string. This section defines patterns that are available for use in describing OCF Resources. The pattern names can be used in specification text where JSON format names can occur. The actual JSON schemas shall use the JSON type and pattern instead.

For all rows defined in Table 1 below, the JSON type is string.

Table 1. Additional OCF Types

Pattern Name	Pattern	Description
csv	<none>	A comma separated list of values encoded within a string. The value type in the csv is described by the property where the csv is used. For example a csv of integers.

		Note: csv is considered deprecated and an array of strings should be used instead for new Resources.
date	$^{\wedge}([0-9]{4})-(1[0-2] 0[1-9])-(3[0-1] 2[0-9] 1[0-9] 0[1-9])\$$	As defined in ISO 8601. The format is [yyyy]-[mm]-[dd].
int64	$^{\wedge}0 (-?[1-9][0-9]{0,18})\$$	A string instance is valid against this attribute if it contains an integer in the range $[-(2^{*63}), (2^{*63})-1]$ Note: IETF RFC 7159 section 6 explains that JSON integers outside the range $[-(2^{*53})+1, (2^{*53})-1]$ are not interoperable and so JSON numbers cannot be used for 64-bit numbers.
language-tag	$^{\wedge}[A-Za-z]{1,8}(-[A-Za-z0-9]{1,8})*\$$	An IETF language tag formatted according to IETF RFC 5646 section 2.1.
uint64	$^{\wedge}0 ([1-9][0-9]{0,19})\$$	A string instance is valid against this attribute if it contains an integer in the range $[0, (2^{*64})-1]$ Also see note for int64
uuid	$^{\wedge}[a-fA-F0-9]{8}-[a-fA-F0-9]{4}-[a-fA-F0-9]{4}-[a-fA-F0-9]{4}-[a-fA-F0-9]{12}\$$	A UUID string representation formatted according to IETF RFC 4122 section 3.

Strings shall be encoded as UTF-8 unless otherwise specified.

In a JSON schema, “maxLength” for a string indicates the maximum number of characters not octets. However, “maxLength” shall also indicate the maximum number of octets. If no “maxLength” is defined for a string, then the maximum length shall be 64 octets.

4 Document conventions and organization

In this document, features are described as required, recommended, allowed or DEPRECATED as follows:

Required (or shall or mandatory)(M).

- These basic features shall be implemented to comply with Core Architecture. The phrases “shall not”, and “PROHIBITED” indicate behaviour that is prohibited, i.e. that if performed means the implementation is not in compliance.

Recommended (or should)(S).

- These features add functionality supported by Core Architecture and should be implemented. Recommended features take advantage of the capabilities Core Architecture, usually without imposing major increase of complexity. Notice that for compliance testing, if a recommended feature is implemented, it shall meet the specified requirements to be in compliance with these guidelines. Some recommended features could become requirements in the future. The phrase “should not” indicates behaviour that is permitted but not recommended.

Allowed (may or allowed)(O).

- These features are neither required nor recommended by Core Architecture, but if the feature is implemented, it shall meet the specified requirements to be in compliance with these guidelines.

DEPRECATED.

- Although these features are still described in this specification, they should not be implemented except for backward compatibility. The occurrence of a deprecated feature during operation of an implementation compliant with the current specification has no effect on the implementation's operation and does not produce any error conditions. Backward compatibility may require that a feature is implemented and functions as specified but it shall never be used by implementations compliant with this specification.

Conditionally allowed (CA)

- The definition or behaviour depends on a condition. If the specified condition is met, then the definition or behaviour is allowed, otherwise it is not allowed.

Conditionally required (CR)

- The definition or behaviour depends on a condition. If the specified condition is met, then the definition or behaviour is required. Otherwise the definition or behaviour is allowed as default unless specifically defined as not allowed.

Strings that are to be taken literally are enclosed in "double quotes".

Words that are emphasized are printed in italic.

5 Architecture

5.1 Overview

The architecture enables resource based interactions among IoT artefacts, i.e. physical devices or applications. The architecture leverages existing industry standards and technologies and provides solutions for establishing connections (either wireless or wired) and managing the flow of information among devices, regardless of their form factors, operating systems or service providers.

Specifically, the architecture provides:

- A communication and interoperability framework for multiple market segments (Consumer, Enterprise, Industrial, Automotive, Health, etc.), OSs, platforms, modes of communication, transports and use cases
- A common and consistent model for describing the environment and enabling information and semantic interoperability
- Common communication protocols for discovery and connectivity
- Common security and identification mechanisms
- Opportunity for innovation and product differentiation
- A scalable solution addressing different device capabilities, applicable to smart devices as well as the smallest connected things and wearable devices

The architecture is based on the Resource Oriented Architecture design principles and described in the sections 5.2 through 5.6 respectively. Section 5.2 presents the guiding principles for OCF operations. Section 5.3 defines the functional block diagram and Framework. Section 5.5 provides an example scenario with roles. Section 5.6 provides an example scenario of bridging to non- OCF ecosystem.

5.2 Principle

In the architecture, Entities in the physical world (e.g., temperature sensor, an electric light or a home appliance) are represented as resources. Interactions with an Entity are achieved through its resource representations (section 7.7) using operations that adhere to Representational State Transfer (REST) architectural style, i.e., RESTful interactions.

The architecture defines the overall structure of the Framework as an information system and the interrelationships of the Entities that make up OCF. Entities are exposed as Resources, with their unique identifiers (URIs) and support interfaces that enable RESTful operations on the Resources. Every RESTful operation has an initiator of the operation (the client) and a responder to the operation (the server). In the Framework, the notion of the client and server is realized through roles (section 5.5). Any Device can act as a Client and initiate a RESTful operation on any Device acting as a Server. Likewise, any Device that exposes Entities as Resources acts as a Server. Conformant to the REST architectural style, each RESTful operation contains all the information necessary to understand the context of the interaction and is driven using a small set of generic operations, i.e., CREATE, RETRIEVE, UPDATE, DELETE and NOTIFY (CRUDN) defined in section 8, which include representations of Resources.

Figure 1 depicts the architecture.

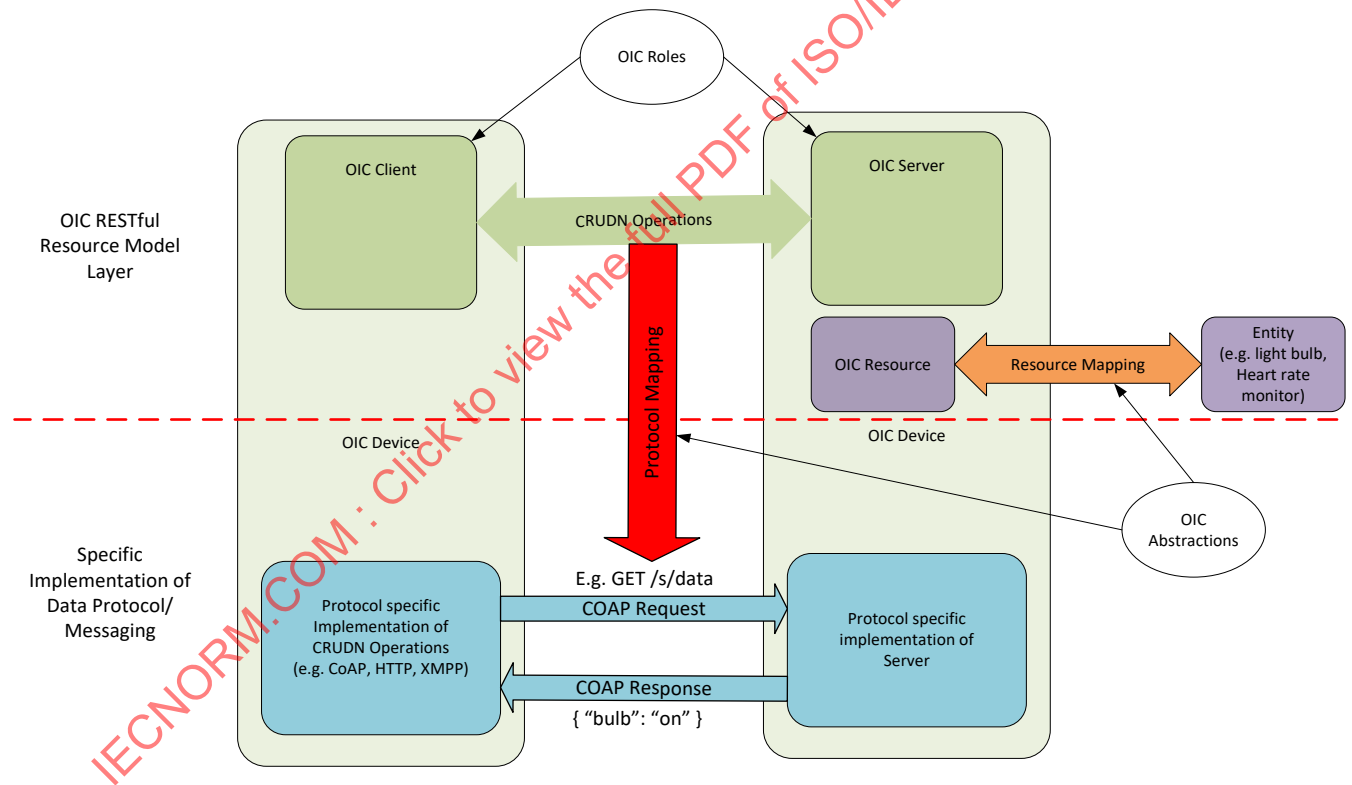


Figure 1: Architecture - concepts

The architecture is organized conceptually into three major aspects that provide overall separation of concern: resource model, RESTful operations and abstractions.

- **Resource model:** The resource model provides the abstractions and concepts required to logically model, and logically operate on the application and its environment. The core resource model is common and agnostic to any specific application domain such as smart home,

industrial or automotive. For example, the resource model defines a Resource which abstracts an Entity and the representation of a Resource maps the Entity's state. Other resource model concepts can be used to model other aspects, for example behaviour.

- RESTful operations: The generic CRUDN operations are defined using the RESTful paradigm to model the interactions with a Resource in a protocol and technology agnostic way. The specific communication or messaging protocols are part of the protocol abstraction and mapping of Resources to specific protocols is provided in section 11.8.
- Abstraction: The abstractions in the resource model and the RESTful operations are mapped to concrete elements using abstraction primitives. An entity handler is used to map an Entity to a Resource and connectivity abstraction primitives are used to map logical RESTful operations to data connectivity protocols or technologies. Entity handlers may also be used to map Resources to Entities that are reached over protocols that are not natively supported by OCF.

5.3 Functional block diagram

The functional block diagram encompasses all the functionalities required for operation. These functionalities are categorized as L2 connectivity, networking, transport, Framework, and application profiles. The functional blocks are depicted in Figure 2 and listed below.

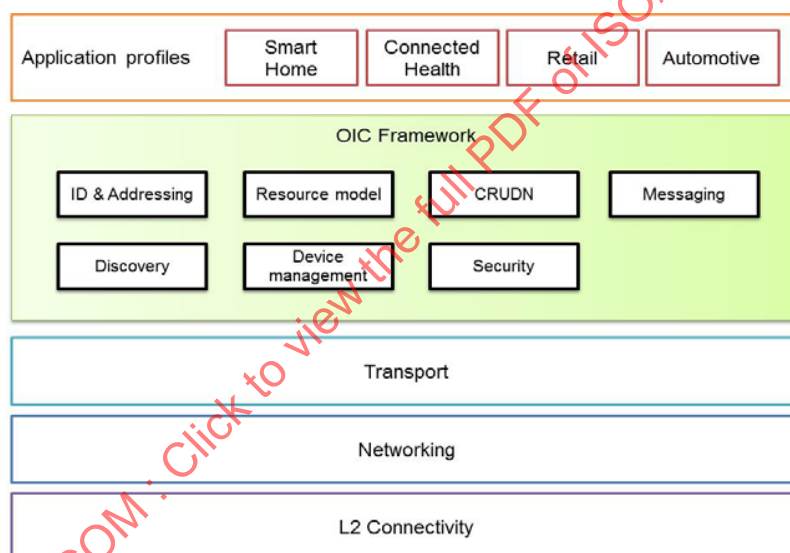


Figure 2: Functional block diagram

- **L2 connectivity:** Provides the functionalities required for establishing physical and data link layer connections (e.g., Wi-Fi™ or Bluetooth® connection) to the network.
- **Networking:** Provides functionalities required for Devices to exchange data among themselves over the network (e.g., Internet).
- **Transport:** Provides end-to-end flow transport with specific QoS constraints. Examples of a transport protocol include TCP and UDP or new Transport protocols under development in the IETF, e.g., Delay Tolerant Networking (DTN).
- **Framework:** Provides the core functionalities as defined in this specification. The functional block is the source of requests and responses that are the content of the communication between two Devices.

- **Application profile:** Provides market segment specific data model and functionalities, e.g., smart home data model and functions for the smart home market segment.

When two Devices communicate with each other, each functional block in a Device interacts with its counterpart in the peer Device as shown in Figure 3.

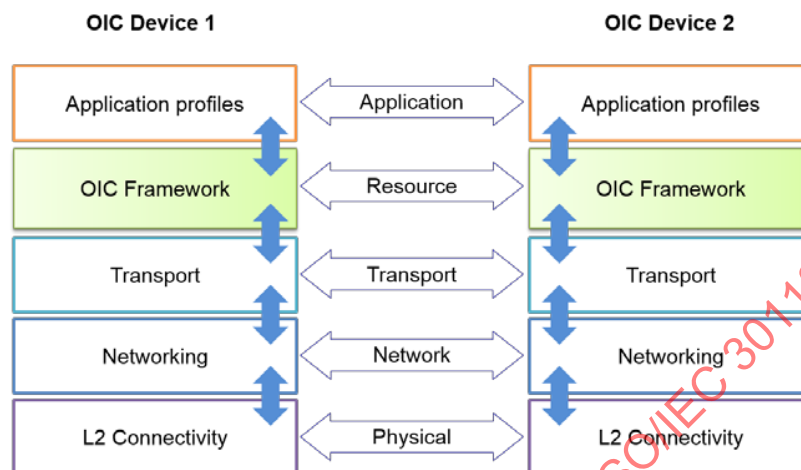


Figure 3: Communication layering model

5.4 Framework

Framework consists of functions which provide core functionalities for operation.

- 1) **Identification and addressing.** Defines the identifier and addressing capability. The Identification and addressing function is defined in section 6.
- 2) **Discovery.** Defines the process for discovering available
 - a) Devices (Endpoint Discovery in section 10) and
 - b) Resources (Resource discovery in section 11.3)
- 3) **Resource model.** Specifies the capability for representation of Entities in terms of resources and defines mechanisms for manipulating the resources. The resource model function is defined in section 7.
- 4) **CRUDN.** Provides a generic scheme for the interactions between a Client and Server as defined in section 8.
- 5) **Messaging.** Provides specific message protocols for RESTful operation, i.e. CRUDN. For example, CoAP is a primary messaging protocol. The messaging function is defined in section 11.8.
- 6) **Device management.** Specifies the discipline of managing the capabilities of a Device, and includes device provisioning and initial setup as well as device monitoring and diagnostics. The device management function is defined in section 11.5.
- 7) **Security.** Includes authentication, authorization, and access control mechanisms required for secure access to Entities. The security function is defined in section 13.

5.5 Example Scenario with roles

Interactions are defined between logical entities known as Roles. Three roles are defined: Client, Server and Intermediary.

Figure 4 illustrates an example of the Roles in a scenario where a smart phone sends a request message to a thermostat; the original request is sent over HTTP, but is translated into a CoAP

request message by a gateway in between, and then delivered to the thermostat. In this example, the smart phone takes the role of a Client, the gateway takes the role of an Intermediary and the thermostat takes the role of a Server.

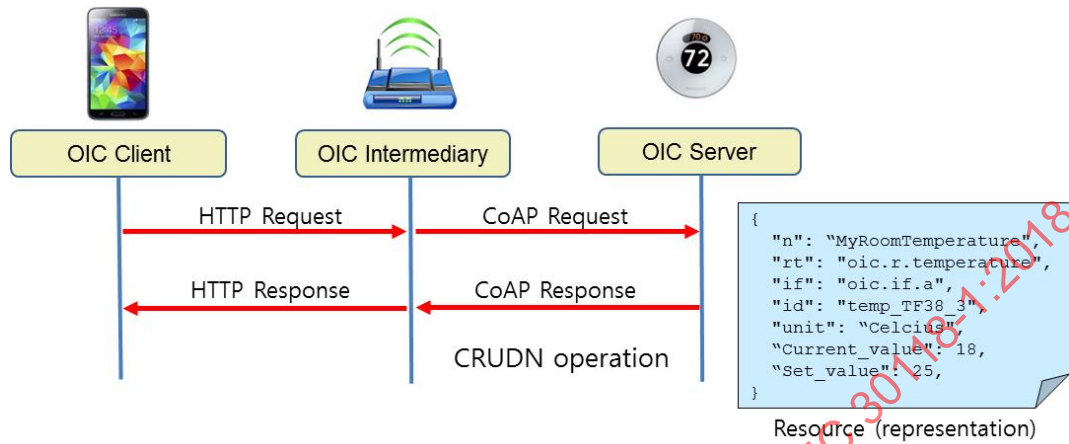


Figure 4: Example illustrating the Roles

5.6 Example Scenario: Bridging to Non- OCF ecosystem

The use case for this scenario is a display (like a wrist watch) that is used to monitor a heart rate sensor that implements a protocol that is not OCF supported.

Figure 5 provides a detailed logical view of the concepts described in Figure 1.

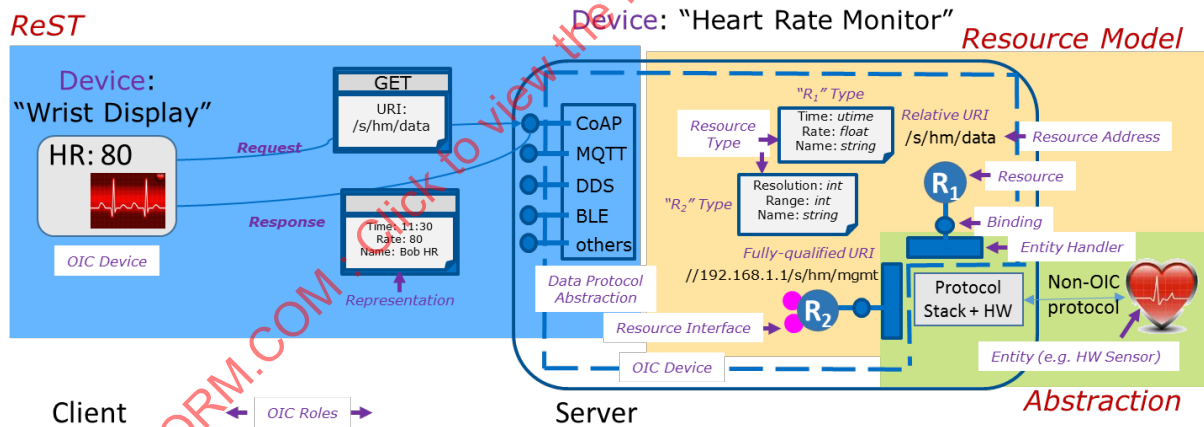


Figure 5: Framework - Architecture Detail

The details may be implemented in many ways, for example, by using a Server with an entity handler to interface directly to a non- OCF device as shown in Figure 6.

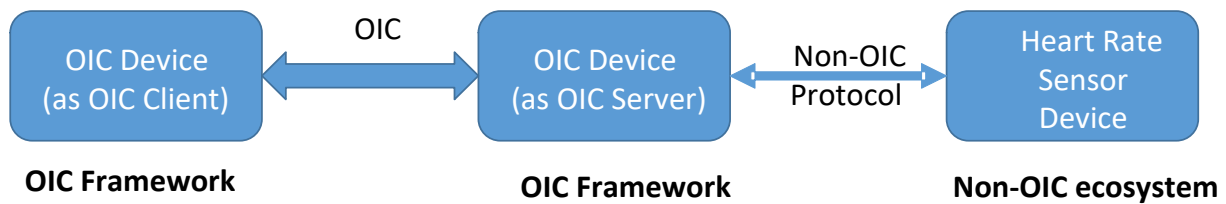


Figure 6: Server bridging to Non- OCF device

On start-up the Server runs the entity handlers which discover the non- OCF systems (e.g., Heart Rate Sensor Device) and create resources for each device or functionality discovered. The entity handler creates a Resource for each discovered device or functionality and binds itself to that Resource. These resources are made discoverable by the Server.

Once the resources are created and made discoverable, then the Display Device can discover these resources and operate on them using the mechanisms described in this specification. The requests to a resource on the Server are then interpreted by the entity handler and forwarded to the non- OCF device using the protocol supported by the non-OCF device. The returned information from the non- OCF device is then mapped to the appropriate response for that resource.

6 Identification and addressing

6.1 Introduction

Facilitating proper and efficient interactions between elements in the Framework, requires a means to identify, name and address these elements.

The *identifier* unambiguously identifies an element in a context or domain. The context or domain may be determined by the use or the application. The identifier is expected to be immutable over the lifecycle of that element and is unambiguous within a context or domain.

The *address* is used to define a place, way or means of reaching or accessing the element in order to interact with it. An address may be mutable based on the context.

The *name* is a handle that distinguishes the element from other elements in the framework. The name may be changed over the lifecycle of that element.

There may be methods or resolution schemes that allow determining any of these based on the knowledge of one or more of others (e.g., determine name from address or address from name).

Each of these aspects may be defined separately for multiple contexts (e.g., a context could be a layer in a stack). So an address may be a URL for addressing resource and an IP address for addressing at the connectivity layer. In some situations, both these addresses would be required. For example, to do RETRIEVE (section 8.3) operation on a particular resource representation, the client needs to know the address of the target resource and the address of the server through which the resource is exposed.

In a context or domain of use, a name or address could be used as identifier or vice versa. For example, a URL could be used as an identifier for a resource and designated as a URI.

The remainder of this section discusses the identifier, address and naming from the point of view of the resource model and the interactions to be supported by the resource model. Examples of interactions are the RESTful interactions, i.e. CRUDN operation (section 8) on a resource. Also the mapping of these to transport protocols, e.g., CoAP is described.

6.2 Identification

An identifier is unambiguous within the context or domain of use. There are many schemes that may be used to generate an identifier that has the required properties. The identifier may be context-specific in that the identifier is expected to be and guaranteed to be unambiguous only within that context or domain. Identifier may also be context-independent where these identifiers are guaranteed to be unambiguous across all contexts and domains both spatially and temporally. The context-specific identifiers could be defined by simple schemes like monotonic enumeration or may be defined by overloading an address or name, for example an IP address may be an identifier within the private domain behind a gateway in a smart home. On the other hand, context-independent identifiers require a stronger scheme that derives universally unique identities, for example any one of the versions of Universally Unique Identifiers (UUIDs). Context independent identifier may also be generated using hierarchy of domains where the root of the hierarchy is identified with a UUID and sub-domains may generate context independent identifier by concatenating context-specific identifiers for that domain to the context-independent identifier of their parent.

6.2.1 Resource identification and addressing

A resource may be identified using a URI and addressed by the same URI if the URI is a URL. In some cases a resource may need an identifier that is different from a URI; in this case, the resource may have a property whose value is the identifier. When the URI is in the form of a URL, then the URI may be used to address the resource.

An OCF URI is based on the general form of a URI as defined in IETF RFC 3986 as follows:

<scheme>://<authority>/<path>?<query>

Specifically the OCF URI is specified in the following form:

ocf://<authority>/<path>?<query>

A description of values that each component takes is given below.

The *scheme* for the URI is 'ocf'. The 'ocf' scheme represents the semantics, definitions and use as defined in this document. If a URI has the portion preceding the '/' (double slash) omitted, then the 'ocf' scheme shall be assumed.

Each transport binding is responsible for specifying how an OCF URI is converted to a transport protocol URI before sending over the network by the requestor. Similarly on the receiver side, each transport binding is responsible for specifying how an OCF URI is converted from a transport protocol URI before handing over to the resource model layer on the receiver.

The authority of an OCF URI shall be the Device ID ("di") value, as defined in [OCF Security], of the Server.

The *path* is a string that unambiguously identifies or references a resource within the context of the Server. In this version of the specification, a path shall not include pct-encoded non-ASCII characters or NUL characters. A *path* shall be preceded by a '/' (slash). The *path* may have '/' (slash) separated segments for human readability reasons. In the OCF context, the '/' (slash) separated segments are treated as a single string that directly references the resources (i.e. a flat structure) and not parsed as a hierarchy. On the Server, the path or some substring in the path may be shortened by using hashing or some other scheme provided the resulting reference is unique within the context of the host.

Once a path is generated, a Client accessing the resource or recipient of the URI should use that path as an opaque string and should not parse to infer a structure, organization or semantic.

A query string shall contain a list of <name>=<value> segments (aka “name-value pair”) each separated by a ‘&’ (ampersand). The query string will be mapped to the appropriate syntax of the protocol used for messaging. (e.g., CoAP).

A URI may be either

- Fully qualified or
- Relative

Generation of URI:

A URI may be defined by the Client which is the creator of that resource. Such a URI may be relative or absolute (fully qualified). A relative URI shall be relative to the Device on which it is hosted. Alternatively, a URI may be generated by the Server of that resource automatically based on a pre-defined convention or organization of the resources, based on an interface, based on some rules or with respect to different roots or bases.

Use of URI:

The absolute path reference of a URI is to be treated as an opaque string and a Client should not infer any explicit or implied structure in the URI – the URI is simply an address. It is also recommended that Devices hosting a resource treat the URI of each resource as an opaque string that addresses only that resource. (e.g., URI's /a and /a/b are considered as distinct addresses and resource b cannot be construed as a child of resource a).

6.3 Namespace:

The relative URI prefix “/oic/” is reserved as a namespace for URIs defined in OCF specifications and shall not be used for URIs that are not defined in OCF specifications.

6.4 Network addressing

The following are the addresses used in this specification:

- **IP address**

An IP address is used when the device is using an IP configured interface.

When a Device only has the identity information of its peer, a resolution mechanism is needed to map the identifier to the corresponding address.

7 Resource model

7.1 Introduction

The Resource Model defines concepts and mechanisms that provide consistency and core interoperability between devices in the OCF ecosystems. The Resource Model concepts and mechanisms are then mapped to the transport protocols to enable communication between the devices – each transport provides the communication protocol interoperability. The Resource Model, therefore, allows for interoperability to be defined independent of the transports.

In addition, the concepts in the Resource Model support modelling of the primary artefacts and their relationships to one and another and capture the semantic information required for interoperability in a context. In this way, OCF goes beyond simple protocol interoperability to capture the rich semantics required for true interoperability in Wearable and Internet of Things ecosystems.

The primary concepts in the Resource Model are: Entity, Resources, Uniform Resource Identifiers (URI), Resource Types, Properties, Representations, Interfaces, Collections and Links. In addition, the general mechanisms are CREATE, RETRIEVE, UPDATE, DELETE and NOTIFY. These concepts and mechanisms may be composed in various ways to define the rich semantics and interoperability needed for a diverse set of use cases that the OCF framework is applied to.

In the OCF Resource Model framework, an Entity needs to be visible, interacted with or manipulated, it is represented by an abstraction called a Resource. A Resource encapsulates and represents the state of an Entity. A Resource is identified, addressed and named using URIs.

Properties are "key=value" pairs and represent state of the Resource. A snapshot of these Properties is the Representation of the Resource. A specific view of the Representation and the mechanisms applicable in that view are specified as Interfaces. Interactions with a Resource are done as Requests and Responses containing Representations.

A resource instance is derived from a Resource Type. The uni-directional relationship between one Resource and another Resource is defined as a Link. A Resource that has Properties and Links is a Collection.

A set of Properties can be used to define a state of a Resource. This state may be retrieved or updated using appropriate Representations respectively in the response from and request to that Resource.

A Resource (and Resource Type) could represent and be used to expose a capability. Interactions with that Resource can be used to exercise or use that capability. Such capabilities can be used to define processes like discovery, management, advertisement etc. For example: "discovery of resources on a device" can be defined as the retrieval of a representation of a specific resource where a property or properties have values that describe or reference the resources on the device.

The information for Request or Response with the Representation may be communicated "on the wire" by serializing using a transfer protocol or encapsulated in the payload of the transport protocol – the specific method is determined by the normative mapping of the Request or Response to the transport protocol. See section 11.8 for transport protocols supported.

The RAML definitions used in this document are normative. This also includes that all defined JSON payloads shall comply with the indicated JSON schema. See Annex D for Resource Types defined in this specification.

7.2 Resource

A Resource shall be defined by one or more Resource Type(s) – see Annex D for Resource Type. A request to CREATE a Resource shall specify one or more Resource Types that define that Resource.

A Resource is hosted in a Device. A Resource shall have a URI as defined in section 6. The URI may be assigned by the Authority at the creation of the Resource or may be pre-defined by the

specification of the Resource Type.

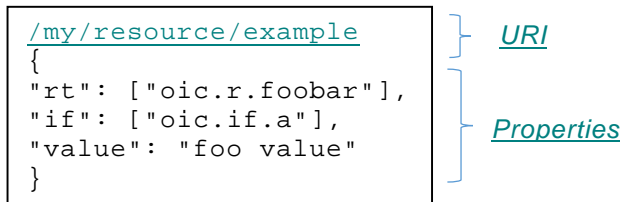


Figure 7: Example of a Resource

Core Resources are the Resources defined in this specification to enable functional interactions as defined in section 10 (e.g., Discovery, Device Management, etc). Among the Core Resources, “/oic/res”, “/oic/p”, and “/oic/d” shall be supported on all Devices. Devices may support other Core Resources depending on the functional interactions they support.

7.3 Property

7.3.1 Introduction

A Property describes an aspect that is exposed through a Resource including meta-information related to that resource.

A Property shall have a name i.e. Property Name and a value i.e. Property Value. The Property is expressed as a key-value pair where key is the Property Name and value the Property Value like <Property Name> = <Property Value>. For example if the “temperature” Property has a Property Name “temp” and a Property Value “30F”, then the Property is expressed as “temp=30F”. The specific format of the Property depends on the encoding scheme. For example, in JSON, Property is represented as “key”: value (e.g., “temp”: 30).

In addition, the Property definition shall have a

- **Value Type** – the Value Type defines the values that a Property Value may take. The Value Type may be a simple data type (e.g. string, Boolean) as defined in section 3.4 or may be a complex data type defined with a schema. The Value Type may define
 - Value Rules define the rules for the set of values that the Property Value may take. Such rules may define the range of values, the min-max, formulas, set of enumerated values, patterns, conditional values and even dependencies on values of other Properties. The rules may be used to validate the specific values in a Property Value and flag errors.
- **Mandatory** – specifies if the Property is mandatory or not for a given Resource Type.
- **Access modes** – specifies whether the Property may be read, written or both. Updates are equivalent to a write. “r” is used for read and “w” is used for write – both may be specified. Write does not automatically imply read.

The definition of a Property may include the following additional information – these items are informative:

- **Property Title** - a human-friendly name to designate the Property; usually not sent over the wire
- **Description** – descriptive text defining the purpose and expected use of this Property.

A Property may be used in the query part of an URI as one criterion for selection of a particular Resource. This is done by declaring the Property (i.e. <Property Name> = <desired Property Value>) as one of the segments of the query. In this version of the specification, only ASCII strings are permitted in query filters, and NUL characters are disallowed in query filters. This means that only property values with ASCII characters can be matched in a query filter. The Resource is selected when all the declared Properties in the query match the corresponding Properties in the full Representation of the target Resource. The full Representation is the snapshot that includes the union of all Properties in all Resource Types that define the target Resource. If the Property is declared in the “filter” segment of the query then the declared Property is matched to the Representation defined by the Interface to isolate certain parts of that Representation.

In general, a property is meaningful only within the resource to which it is associated. However a base set of properties that may be supported by all Resources, known as Common Properties, keep their semantics intact across Resources i.e. their “key=value” pair means the same in any Resource. Detailed tables with the above fields for all common properties are defined in section 7.3.2.

7.3.2 Common Properties

7.3.2.1 Introduction

The Common Properties defined in this section may be specified for all Resources. The following Properties are defined as Common Properties: “Resource Type”, “Resource Interface”, “Name”, and “Resource Identity”.

The name of a Common Property shall be unique and shall not be used by other properties. When defining a new Resource Type, its non-common properties shall not use the name of existing Common Properties (e.g., “rt”, “if”, “n”, “id”). When defining a new “Common Property”, it should be ensured that its name has not been used by any other properties. The uniqueness of a new Common Property name can be verified by checking all the Properties of all the existing OCF defined Resource Types. However, this may become cumbersome as the number of Resource Types grow. To prevent such name conflicts in the future, OCF may reserve a certain name space for common property. Potential approaches are (1) a specific prefix (e.g. “oic”) may be designated and the name preceded by the prefix (e.g. “oic.psize”) is only for Common Property; (2) the names consisting of one or two letters are reserved for Common Property and all other Properties shall have the name with the length larger than the 2 letters; (3) Common Properties may be nested under specific object to distinguish themselves.

The ability to UPDATE a Common Property (that supports write as an access mode) is restricted to the “oic.if.rw” (read-write) Interface; thus a Common Property shall be updatable using the read-write Interface if and only if the Property supports write access as defined by the Property definition and the associated schema for the read-write Interface.

The following Common Properties for all Resources are specified in section 7.3.2.2 through section 7.3.2.6 and summarized as follows:

- Resource Type (“rt”) – this Property is used to declare the Resource Type of that Resource. Since a Resource could be define by more than one Resource Type the Property Value of the Resource Type Property can be used to declare more than one Resource type. For example: “rt”: [“oic.wk.d”, “oic.d.airconditioner”] declares that the Resource containing this Property is defined by either the “oic.wk.d” Resource Type or the “oic.d.airconditioner” Resource Type. See section 7.3.2.3 for details.
- Interface (“if”) – this Property declares the Interfaces supported by the Resource. The Property Value of the Interface Property can be multi-valued and lists all the Interfaces supported. See section 7.3.2.4 for details.
- Name (“n”) – the Property declares “human-readable” name assigned to the Resource. See section 7.3.2.5.

- Resource Identity ("id"): its Property Value shall be a unique (across the scope of the host Server) instance identifier for a specific instance of the Resource. The encoding of this identifier is device and implementation dependent. See section 7.3.2.6 for details.

7.3.2.2 Property Name and Property Value definitions

The Property Name and Property Value as used in this specification:

- **Property Name**– the key in "key=value" pair. Property Name is case sensitive and its data type is "string" but only ASCII characters are permitted, and embedded NUL characters are not permitted.
- **Property Value** – the value in "key=value" pair. Property Value is case sensitive when its data type is "string". Any enum values shall be ASCII only.

7.3.2.3 Resource Type

Resource Type Property is specified in section 7.4.

7.3.2.4 Interface

Interface Property is specified in Section 7.5.

7.3.2.5 Name

A human friendly name for the Resource, i.e. a specific resource instance name (e.g., MyLivingRoomLight), The Name Property is as defined in Table 2

Table 2. Name Property Definition

Property title	Property name	Value type	Value rule	Unit	Access mode	Mandatory	Description
Name	n	string			R, W	no	Human understandable name for the resource.

The 'Name' Property is read-write unless otherwise restricted by the Resource Type (i.e. the Resource Type does not support UPDATE or does not support UPDATE using read-write).

7.3.2.6 Resource Identity

The Resource Identity Property shall be a unique (across the scope of the host Server) instance identifier for a specific instance of the Resource. The encoding of this identifier is device and implementation dependent. The Resource Identity Property is as defined in Table 3.

Table 3. Resource Identity Property Definition

Property title	Property name	Value type	Value rule	Unit	Access mode	Mandatory	Description
Resource Identity	id	string	Implementation Dependent		R	No	Unique identifier of the Resource (over all Resources in the Device)

7.4 Resource Type

7.4.1 Introduction

Resource Type is a class or category of Resources and a Resource is an instance of one or more Resource Types.

The Resource Types of a Resource is declared using the Resource Type Common Property as described in Section 7.3.2.3 or in a Link using the Resource Type Parameter.

A Resource Type may either be pre-defined (Core Resource Types in this specification and Vertical Resource Types in vertical domain specifications) or in custom definitions by manufacturers, end users, or developers of Devices (vendor-defined Resource Types). Resource Types and their definition details may be communicated out of band (i.e. in documentation) or be defined explicitly using a meta-language which may be downloaded and used by APIs or applications. OCF has adopted RAML and JSON Schema as the specification method for OCF's RESTful interfaces and Resource definitions.

Every Resource Type shall be identified with a Resource Type ID which shall be represented using the requirements and ABNF governing the Resource Type attribute in IETF RFC 6690 (Section 2 for ABNF and Section 3.1 for requirements) with the caveat that segments are separated by a "." (period). The entire string represents the Resource Type ID. When defining the ID, each segment may represent any semantics that are appropriate to the Resource Type. For example, each segment could represent a namespace. Once the ID has been defined, the ID should be used opaquely and an implementations should not infer any information from the individual segments. The string "oic", when used as the first segment in the definition of the Resource Type ID, is reserved for OCF-defined Resource Types. All OCF defined Resource Types are to be registered with the IANA Core Parameters registry as described also in IETF RFC 6690.

7.4.2 Resource Type Property

A Resource when instantiated or created shall have one or more Resource Types that are the template for that Resource. The Resource Types that the Resource conforms to shall be declared using the "rt" Common Property for the Resource. The Property Value for the "rt" Common Property shall be the list of Resource Type IDs for the Resource Types used as templates (i.e., "rt"=<list of Resource Type IDs>).

Table 4. Resource Type Common Property definition

Property title	Property name	Value type	Value rule	Unit	Access mode	Mandatory	Description
Resource type	rt	array	Array of strings, conveying resource Type IDs		R	yes	The property name rt is as described in IETF RFC 6690

Resource Types may be explicitly discovered or implicitly shared between the user (i.e. Client) and the host (i.e. Server) of the Resource.

7.4.3 Resource Type definition

Resource Type is specified as follows:

- **Pre-defined URI** (optional) – a pre-defined URI may be specified for a specific Resource Type in an OCF specification. When a Resource Type has a pre-defined URI, all instances of that Resource Type shall use only the pre-defined URI. An instance of a different Resource Type shall not use the pre-defined URI.
- **Resource Type Title (optional)** – a human friendly name to designate the Resource Type.
- **Resource Type ID** – the value of "rt" property which identifies the Resource Type, (e.g., "oic.wk.p").
 - **Resource Interfaces** – list of the interfaces that may be supported by the Resource Type.

- **Resource Properties** – definition of all the properties that apply to the Resource Type. The Resource Type definition shall define whether a property is mandatory, conditional mandatory, or optional.
- **Related Resource Types** (optional) – the specification of other Resource Types that may be referenced as part of the Resource Type, applicable to collections.
- **Mime Types** (optional) – mime types supported by the resource including serializations (e.g., application/cbor, application/json, application/xml).

Table 5 and Table 6 provide an example description of an illustrative foobar Resource Type and its associated Properties.

Table 5. Example foobar Resource Type

Pre-defined URI	Resource Type Title	Resource Type ID ("rt" value)	interfaces	Description	Related Functional Interaction	M/CR/O
none	foobar	oic.r.foobar	"oic.if.a"	Example "foobar" resource	Actuation	O

Table 6. Example foobar properties

Property title	Property name	Value type	Value rule	Unit	Access mode	Mandatory	Description
Resource Type	rt	array			R	yes	Resource Type
Interface	if	array			R	yes	Interface
Foo value	value	string			R	yes	Foo value

An instance of the foobar Resource Type is as shown below

```
{
  "rt": ["oic.r.foobar"],
  "if": ["oic.if.a"],
  "value": "foo value"
}
```

An example schema for the foobar Resource Type is shown below

```
{
  "$schema": "http://json-schema.org/draft-04/schema",
  "type": "object",
  "properties": {
    "rt": {"type": "string"},
    "if": {"type": "string"},
    "value": {"type": "string"}
  },
  "required": ["rt", "if", "value"]
}
```

7.4.4 Multi-value "rt" Resource

Multi-value "rt" Resource means a Resource with multiple Resource Types. Such a Resource is associated with multiple Resource Types and so has an "rt" Property Value of multiple Resource Type IDs (e.g. "rt": ["oic.r.switch.binary", "oic.r.light.brightness"]). The order of the Resource Type IDs in the "rt" Property Value is meaningless. For example, "rt": ["oic.r.switch.binary", "oic.r.light.brightness"] and "rt": ["oic.r.light.brightness", "oic.r.switch.binary"] have the same meaning.

Resource Types for multi-value "rt" Resources shall satisfy the following conditions.

- **Property Name** – Property Names for each Resource Type shall be unique (within the scope of the multi-value "rt" Resource) with the exception of Common Properties, otherwise there will be conflicting Property semantics. If two Resource Types have a Property with the same Property Name, a multi-value "rt" Resource shall not be composed of these Resource Types.

A multi-value "rt" Resource satisfies all the requirements for each Resource Type and conforms to the RAML/JSON definitions for each component Resource Type. Thus the mandatory Properties of a multi-value "rt" Resource shall be the union of all the mandatory Properties of each Resource Type. For example, mandatory Properties of a Resource with "rt": ["oic.r.switch.binary", "oic.r.light.brightness"] are "value" and "brightness", where the former is mandatory for "oic.r.switch.binary" and the latter for "oic.r.light.brightness".

The multi-value "rt" Resource Interface set shall be the union of the sets of interfaces from the component Resource Types. The Resource Representation in response to a CRUDN action on an Interface shall be the union of the schemas that are defined for that Interface. The Default Interface for a multi-value "rt" Resource shall be the baseline Interface ("oic.if.baseline") as that is the only guaranteed common Interface between the Resource Types.

For clarity if each Resource Type supports the same set of Interfaces, then the resultant multi-value "rt" Resource has that same set of Interfaces with a Default Interface of baseline ("oic.if.baseline").

An "rt" query for a multi-value "rt" Resource with the Default Interface of "oic.if.a", "oic.if.s", "oic.if.r", "oic.if.rw" or "oic.if.baseline" is an extension of a generic "rt" query. When a Server receives a RETRIEVE request for multi-value "rt" Resource with an "rt" query, (i.e. GET /ResExample?rt=oic.r.foo), the Server should respond only when the query value is an item of the "rt" Property Value of the target Resource and should send back only the Properties associated with the query value. For example, upon receiving GET /ResExample?rt=oic.r.switch.binary targeting a Resource with "rt": ["oic.r.switch.binary", "oic.r.light.brightness"], the Server responds with only the Properties of oic.r.switch.binary.

7.5 Device Type

A Device Type is a class of Device. Each Device Type defined will include a list of minimum Resource Types that a device shall implement for that Device Type. A device may expose additional standard and vendor defined Resource Types beyond the minimum list. The Device Type is used in Resource discovery as specified in section 11.3.4.

Like a Resource Type, a Device Type can be used in the Resource Type Common Property or in a Link using the Resource Type Parameter.

A Device Type may either be pre-defined (in vertical domain specifications) or in custom definitions by manufacturers, end users, or developers of Devices (vendor-defined Device Types). Device Types and their definition details may be communicated out of band (like in documentation).

Every Device Type shall be identified with a Resource Type ID using the same syntax constraints as a Resource Type.

7.6 Interface

7.6.1 Introduction

An Interface provides first a view into the Resource and then defines the requests and responses permissible on that view of the Resource. So this view provided by an Interface defines the context for requests and responses on a Resource. Therefore, the same request to a Resource when targeted to different Interfaces may result in different responses.

An Interface may be defined by either this specification (a Core Interface), the OCF vertical domain specifications (a “vertical Interface) or manufacturers, end users or developers of Devices (a “vendor-defined Interface”).

The Interface Property lists all the Interfaces the Resource support. All resources shall have at least one Interface. The Default Interface shall be defined by an OCF specification and inherited from the Resource Type definition. The Default Interface associated with all Resource Types defined in this specification shall be the supported Interface listed first within the applicable enumeration in the definition of the Resource Type (see Annex D). All Default Interfaces specified in an OCF specification shall be mandatory.

In addition to any OCF specification defined interface, all Resources shall support the Baseline Interface (“oic.if.baseline”) as defined in section 7.6.3.2.

When an Interface is to be selected for a Request, it shall be specified as query parameter in the URI of the Resource in the Request message. If no query parameter is specified, then the Default Interface shall be used. If the selected Interface is not one of the permitted Interfaces on the Resource then selecting that Interface is an error.

An Interface may accept more than one media type. An Interface may respond with more than one media type. The accepted media types may be different from the response media types. The media types are specified with the appropriate header parameters in the transfer protocol. (NOTE: This feature has to be used judiciously and is allowed to optimize representations on the wire) Each Interface shall have at least one media type.

7.6.2 Interface Property

Table 7. Resource Interface Property definition

Property title	Property name	Value type	Value rule	Unit	Access mode	Mandatory	Description
Interface	if	array	Array of strings, conveying interfaces		R	yes	Property to declare the Interfaces supported by a Resource.

The Interfaces supported by a Resource shall be declared using the Interface Common Property (Table 7) as "if=<array of Interfaces>". The Property Value of an Interface Property shall be a lower case string with segments separated by a "." (dot). The string "oic", when used as the first segment in the Interface Property Value, is reserved for OCF-defined Interfaces. The Interface Property Value may also be a reference to an authority similar to IANA that may be used to find the definition of an Interface. A Resource Type shall support one or more of the Interfaces defined in section 7.6.3.

7.6.3 Interface methods

7.6.3.1 Overview

The OCF -defined Interfaces are listed in the table below:

Table 8. OCF standard Interfaces

Interface	Name	Applicable Methods	Description
baseline	"oic.if.baseline"	RETRIEVE, UPDATE	The baseline Interface defines a view into all Properties of a Resource including the Meta Properties. This Interface is used to operate on the full Representation of a Resource.
links list	"oic.if.ll"	RETRIEVE	The 'links list' Interface provides a view into Links in a Collection (Resource). Since Links represent relationships to other Resources, the links list interfaces may be used to discover Resources with respect to a context. The discovery is done by retrieving Links to these Resources. For example: the Core Resource "/oic/res" uses this Interface to allow discovery of Resource "hosted" on a Device.
batch	"oic.if.b"	RETRIEVE, UPDATE	The batch Interface is used to interact with a collection of Resources at the same time. This also removes the need for the Client to first discover the Resources it is manipulating – the Server forwards the requests and aggregates the responses
read-only	"oic.if.r"	RETRIEVE	The read-only Interface exposes the Properties of a Resource that may be 'read'. This Interface does not provide methods to update Properties or a Resource and so can only be used to 'read' Property Values.
read-write	"oic.if.rw"	RETRIEVE, UPDATE	The read-write Interface exposes only those Properties that may be both 'read' and "written" and provides methods to read and write the Properties of a Resource.
actuator	"oic.if.a"	CREATE, RETRIEVE, UPDATE	The actuator Interface is used to read or write the Properties of an actuator Resource.
sensor	"oic.if.s"	RETRIEVE	The sensor Interface is used to read the Properties of a sensor Resource.

7.6.3.2 Baseline Interface

7.6.3.2.1 Overview

The Representation that is visible using the "baseline" Interface includes all the Properties of the Resource including the Common Properties. The "baseline" Interface shall be defined for all Resource Types. All Resources shall support the "baseline" Interface.

The "baseline" Interface is selected by adding "if=oic.if.baseline" to the list of query parameters in the URI of the target Resource. For example: "GET /oic/res?if=oic.if.baseline".

7.6.3.2.2 Use of RETRIEVE

The "baseline" Interface is used when a Client wants to retrieve all Properties of a Resource. The Client includes the URI query parameter definition "?if=oic.if.baseline" in a RETRIEVE request. When this query parameter definition is included the Server shall respond with a Resource representation that includes all of the implemented Properties of the Resource. When the Server is unable to send back the whole Resource representation, it shall reply with an error message. The Server shall not return a partial Resource representation.

An example response to a RETRIEVE request using the baseline Interface is shown below:

```
{
  "rt": ["oic.r.temperature"],
  "if": ["oic.if.a", "oic.if.baseline"],
  "temperature": 20,
  "units": "C",
  "range": [0,100]
}
```

7.6.3.2.3 Use of UPDATE

Using the baseline Interface, all Properties of a Resource with the exception of Common Properties may be modified using an UPDATE request with a list of Properties and their desired values if a Resource Type has an associated schema for UPDATE using baseline.

7.6.3.3 Link List Interface

7.6.3.3.1 Overview

The links list Interface provides a view into the list of Links in a Collection (Resource). The Representation visible through this Interface has only the Links defined in the Property Value of the "links" Property – so this Interface is used to manipulate or interact with the list of Links in a Collection. The Links list may be RETRIEVED using this Interface.

The Interface definition and semantics are given as follows:

- The links list Interface name shall be "oic.if.ll".
- If specified in a request (usually in the request header), the serialization in the response shall be in the format expected in the request.
- In response to a RETRIEVE request on the "links list" Interface, the URIs of the referenced Resources shall be returned as a URI reference.
- If there are no links present in a Resource, then an empty list shall be returned.
- The Representation determined by this Interface view only includes the Property Value of the "links" Property. Hence Collection or /oic/res response with oic.if.ll is an array of OCF Links.

7.6.3.3.2 Example: "links list" Interface

Example: Request to a Collection

<p>Request to RETRIEVE the Links in room</p> <p>(the Links could be referencing lights, fans, electric sockets etc)</p>	<pre>GET ocf://<devID>/a/room/1?if=oic.if.ll The response would be the array of OCF Links [{ "href": "/the/light/1", "rt": ["oic.r.switch.binary"], "if": ["oic.if.a", "oic.if.baseline"],</pre>
--------------------------------------------------------------------------------------------------------------------------------	-------------------------------------------------------------------------------------------------------------------------------------------------------------------------------------------------------------------------

	<pre> "eps": [{ "ep": "coaps://[2001:db8:a::b1d4]:55555" }] }, { "href": "/the/light/2", "rt": ["oic.r.switch.binary"], "if": ["oic.if.a", "oic.if.baseline"], "eps": [{ "ep": "coaps://[2001:db8:a::b1d4]:55555" }] }, { "href": "/my/fan/1", "rt": ["oic.r.switch.binary"], "if": ["oic.if.a", "oic.if.baseline"], "eps": [{ "ep": "coaps://[2001:db8:a::b1d4]:55555" }] }, { "href": "/his/fan/2", "rt": ["oic.r.switch.binary"], "if": ["oic.if.a", "oic.if.baseline"], "eps": [{ "ep": "coaps://[2001:db8:a::b1d4]:55555" }] }] </pre>
--	--------------------------------------------------------------------------------------------------------------------------------------------------------------------------------------------------------------------------------------------------------------------------------------------------------------------------------------------------------------------------------------------------------------------------------------------------------------------------------------------------------------------------------------------------------------------------------------------

7.6.3.4 Batch Interface

7.6.3.4.1 Overview

The batch Interface is used to interact with a collection of Resources using a single/same Request. The batch Interface supports methods of Resources in the Links of the Collection, and can be used to RETRIEVE or UPDATE the Properties of the “linked” Resources with a single Resource representation.

The batch Interface selects a view into the Links in a Collection – the Request is sent to all the Links in this view with potential modifications defined in the Parameters of the Link

The batch Interface is defined as follows:

- The batch Interface name shall be “oic.if.b”
- A Collection Resource with a batch Interface has Links that have Resource references that may be URIs (fully qualified for remote Resources) or relative references (for local Resources).
- The original request is modified to create new requests targeting each of the targets in the Resource Links by substituting the URI in the original request with the URI of the target Resource in the Link. The payload in the original request is replicated in the payload of the new Requests.
- The Requests shall be forwarded assuming use of the Default Interface of the referenced Resources.
- Requests shall only be forwarded to link targets that are identified as items in the collection by relation types "item" or "hosts" ("hosts" is the default relation type). Requests shall not be forwarded to targets of links that do not contain the "item" or "hosts" relation type values. The default relation type "hosts" shall be allowed for relative and absolute links.
- Resources of the collection itself may be included in the batch by using the link relation "self" along with "item" and insuring that the default interface of the collection does not expose the links property, i.e. not “oic.if.baseline” or “oic.if.ll”.
- All the Responses from the linked item Resources shall be aggregated into single Response to the Client. The Server may timeout the Response to a time window (if a time window has been negotiated with the Client then the Server shall not timeout within that window; in the absence of negotiated window, the Server may choose any appropriate window based on conditions). If the target Resources cannot process the new request, an empty response or error response shall be returned. These empty/error Responses shall be included in aggregated Response to the original Client Request.
- The batch representation is an array of objects representing the responses from the linked resources. Each object in the batch response shall include at least two items: (1) the URI of the linked resource (fully qualified for remote resources, or a relative reference for local resources) as “href”: <URI> and (2) the individual response object as “rep” as the key i.e. “rep”: { < representation of individual response > }.
- Resources referenced by links in the collection may be observed using the batch interface of the collection. The observe mechanism shall work as defined in 11.4.2. Specifically, the representations and status codes shall be the same as for RETRIEVE operations using the Batch interface.
- Properties of the collection resource itself may be observed by using the appropriate interface. For example, a collection may be observed on its linked list or baseline interface to receive notifications of changes to its links.
- The Client may choose to restrict the list of Links to which the Request is forwarded by including query parameters in the URI of the Collection to which this original ‘batch’ Interface Request is made. The Server should process query parameters in a request that includes “oic.if.b”, as selectors for links in the Collection that are to be processed in the batch.
- Batch UPDATE operations are performed by creating a payload according to the same schema of the Batch RETRIEVE payload. A set of link-specific UPDATE requests is created according to the "href" tags in the included items, and the payload contained in the value of the "rep" property is applied to the corresponding "href" referenced item.
- If requested property for UPDATE does not exist in linked resource, it shall silently ignore the request.
- If the "href" value is the empty URI, denoted by a zero length string or "" in JSON, the payload in the value of the "rep" property is applied to all batch items in the Collection.

- Items with the empty "href" and link-specific "href" shall not be mixed in the same UPDATE payload.
- The Representation in the Link-specific Request may not match the Representation exposed by the Default Interface on the target Resource. In such cases, the 'subset' semantics apply where Properties in the Request which match Properties in the Resource view exposed shall be modified in the target Resource if the Property is writeable.
- The response to POST shall contain the updated values using the same payload schema as RETRIEVE operations, along with the appropriate status code. The response payload shall reflect the known state of the updated resource properties after the batch update was completed.

7.6.3.4.2 Use of Query Parameters with Batch

Additional query parameters may be used with the batch interface in order to select particular items in the batch for retrieval or update. When additional parameters are included which are not interpreted in other ways, these parameters are used to select items in the batch by matching link attribute values.

A particular item in a batch is selected by additional query parameters in a request if, and only if, all of the link selection query parameters contained values which match corresponding values in the link attributes of that item.

When link selection query parameters are used with RETRIEVE operations, only the items with matching link attributes are returned.

When link selection query parameters are used with UPDATE operations, only the items having matching link attributes are updated.

See 7.6.3.4.3 for examples of RETRIEVE and UPDATE operations that use link selection query parameters.

7.6.3.4.3 Examples: Batch Interface

Example 1

Resources	<pre> /a/room/1 { "rt": ["oic.wk.col", "x.org.example.rt.room"], "if": ["oic.if.baseline", "oic.if.b", "oic.if.ll", "oic.if.r"], "x.org.example.color": "blue", "x.org.example.dimension": "15bx15wx10h", "links": [{ "href": "/a/room/1", "rel": ["self", "item"], "rt": ["x.org.example.rt.room"], "if": ["oic.if.r", "oic.if.baseline", "oic.if.b", "oic.if.ll"] }, { "href": "/the/light/1", "rel": ["item"], "rt": ["oic.r.switch.binary"], "if": ["oic.if.a", "oic.if.baseline"]}] } </pre>
-----------	-------------------------------------------------------------------------------------------------------------------------------------------------------------------------------------------------------------------------------------------------------------------------------------------------------------------------------------------------------------------------------------------------------------------------------------------------------------------------------------------------------------------------------------------

```

    {"href": "/the/light/2", "rel": ["item"], "rt":
["oic.r.switch.binary"], if=["oic.if.a", "oic.if.baseline"]},
    {"href": "/my/fan/1", "rel": ["item"], "rt":
["oic.r.switch.binary"], if=["oic.if.a", "oic.if.baseline"]},
    {"href": "/his/fan/2", "rel": ["item"], "rt":
["oic.r.switch.binary"], if=["oic.if.a", "oic.if.baseline"]}
  ]
}

/the/light/1
{
  "rt": ["oic.r.switch.binary"],
  "ins": "light-1",
  "if": ["oic.if.a", "oic.if.baseline"],
  "value": false
}

/the/light/2
{
  "rt": ["oic.r.switch.binary"],
  "ins": "light-2",
  "if": ["oic.if.a", "oic.if.baseline"],
  "value": true
}

/the/fan/1
{
  "rt": ["oic.r.switch.binary"],
  "ins": "fan-1",
  "if": ["oic.if.a", "oic.if.baseline"],
  "value": true
}

```

	<pre> } /the/fan/2 { "rt": ["oic.r.switch.binary"], "ins": "fan-2", "if": ["oic.if.a", "oic.if.baseline"], "value": false } </pre>
<p>Use of batch</p>	<p>Request: GET /a/room/1?if=oic.if.b</p> <p>Becomes the following individual request messages issued by the Device in the Client role</p> <p>GET /a/room/1 (NOTE: Uses the default Interface as specified for this resource)</p> <p>GET /the/light/1 (NOTE: Uses the default Interface as specified for this resource)</p> <p>GET /the/light/2 (NOTE: Uses the default Interface as specified for this resource)</p> <p>GET /the/fan/1 (NOTE: Uses the default Interface as specified for this resource)</p> <p>GET /the/fan/2 (NOTE: Uses the default Interface as specified for this resource)</p> <p>Response:</p> <pre> [{ "href": "/a/room/1", "rep": { "x.org.example.color": "blue", "x.org.example.dimension": "15bx15wx10h" } }, { "href": "/the/light/1", "rep": { "value": false } },] </pre>

	<pre>{ "href": "/the/light/2", "rep": {"value": true} }, { "href": "/my/fan/1", "rep": {"value": true} }, { "href": "/his/fan/2", "rep": {"value": false} }]</pre>
<p>Use of batch</p> <p>(UPDATE has POST semantics)</p>	<pre>UPDATE /a/room/1?if=oic.if.b [{ "href": "", "rep": { "value": false } }]</pre> <p>Since the "href" value in the batch update payload item is the empty URI, the request is forwarded to all items in the batch and becomes:</p> <pre>UPDATE /a/room/1 { "value": false } UPDATE /the/light/1 { "value": false } UPDATE /the/light/2 { "value": false } UPDATE /my/fan/1 { "value": false } UPDATE /his/fan/2 { "value": false }</pre> <p>The response will be same as response for GET /a/room/1?if=oic.if.b.</p> <p>Since /a/room/1 does not have a "value" property exposed by its default interface, the update request will be silently ignored.</p>
<p>Use of batch</p>	<pre>UPDATE /a/room/1?if=oic.if.b [{ "href": "/the/light/1", "rep": { "value": false } }]</pre>

<p>(UPDATE has POST semantics)</p>	<pre> }, { "href": "/the/light/2", "rep": { "value": true } }, { "href": "/a/room/1", "rep": { "x.org.example.color": "red" } }] </pre> <p>This turns /the/light/1 off, turns /the/light/2 on, and sets the color of the room to "red".</p> <p>The response will be same as response for GET /a/room/1?if=oic.if.b.</p> <p>Example use of additional query parameters to select items by matching link attributes.</p> <p>Turn on light 1 based on the "ins" link attribute value of "light-1"</p> <pre> UPDATE /a/room/1?if=oic.if.b&ins=light-1 [{ "href": "", "rep": { "value": false } }] </pre> <p>Similar to the earlier example, "href": "" applies the payload to all selected links. Since the additional query parameter ins=light-1 selects only links that have a matching "ins" value, only one link is selected. The payload is applied to the target resource of that link, /the/light/1.</p> <p>Retrieving the item using the same query parameter:</p> <pre> RETRIEVE /a/room/1?if=oic.if.b&ins=light-1 </pre> <p>Response payload:</p> <pre> [{ "href": "", "rep": { "value": false } }] </pre>
------------------------------------	------------------------------------------------------------------------------------------------------------------------------------------------------------------------------------------------------------------------------------------------------------------------------------------------------------------------------------------------------------------------------------------------------------------------------------------------------------------------------------------------------------------------------------------------------------------------------------------------------------------------------------------------------------------------------------------------------------------------------------------------------------------------------------------------------------------------------------------------------------------------------------------------------------------------------------------------------------------------------------------------------------------------------------------------------------------------------------------------------------------------------------------------------------------------------------------------

Example that further shows the “links list” and “batch” interface

Example	<pre> /myexample { "rt": ["oic.r.foo"], "if": ["oic.if.baseline", "oic.if.ll"], "links": [{ "href": "/acme/switch", "di": "<deviceID1>", "rt": ["oic.r.switch.binary"], "if": ["oic.if.a"]}, { "href": "ocf://<deviceID1>/acme/fan", "rt": ["oic.r.fan"], "if": ["oic.if.a"] }] } </pre>
Use of Baseline	<pre> GET /myexample?if=oic.if.baseline will return { "rt": ["oic.r.foo"], "if": ["oic.if.baseline", "oic.if.ll"], "links": [{ "href": "/acme/switch", "di": "<deviceID1>", "rt": ["oic.r.switch.binary"], "if": ["oic.if.a"]}, { "href": "ocf://<deviceID1>/acme/fan", "rt": "oic.r.fan", "if": "oic.if.a"}] } </pre>
Use of Links List	<pre> GET /myexample?if=oic.if.ll. will return [{ "href": "/acme/switch", "di": "<deviceID1>", "rt": ["oic.r.switch.binary"], "if": ["oic.if.a"]}, { "href": "ocf://<deviceID1>/acme/fan", "rt": ["oic.r.fan"], "if": ["oic.if.a"]}] </pre>

7.6.3.5 Actuator Interface

The actuator Interface is the Interface for viewing Resources that may be actuated i.e. changes some value within or the state of the entity abstracted by the Resource:

- The actuator Interface name shall be “oic.if.a”
- The actuator Interface shall expose in the Resource Representation all mandatory Properties as defined by the applicable JSON; the actuator interface may also expose in the Resource Representation optional Properties as defined by the applicable JSON schema that are implemented by the target Device.

For the following Resource

NOTE: “prm” is the Property name for ‘parameters’ Property

```

/a/act/heater
{
  "rt": ["acme.gas"],
  "if": ["oic.if.baseline", "oic.if.r", "oic.if.a", "oic.if.s"],
  "prm": {"sensitivity": 5, "units": "C", "range": "0 .. 10"},
  "settemp": 10,

```

```

    "currenttemp" : 7
  }

```

Figure 8: Example - "Heater" Resource (for illustration only)

NOTE: The example here is with respect to Figure 8

1. Retrieving values of an actuator

Request: GET /a/act/heater?if="oic.if.a"

Response:

```

{
  "prm": { "sensitivity": 5, "units": "C", "range": "0.. 10" },
  "settemp": 10,
  "currenttemp" : 7
}

```

2. Correct use of actuator:

Request: POST /a/act/heater?if="oic.if.a"

```

{
  "settemp": 20
}

```

Response:

```

{
  Ok
}

```

3. Incorrect use of actuator

Request: POST /a/act/heater?if="oic.if.a"

```

{
  "if": ["oic.if.s"] ← this is visible through baseline
}

```

Interface

```

}

```

Response:

```

{
  Error
}

```

Figure 9: Example - Actuator Interface

- A RETRIEVE request using this Interface shall return the Representation for this Resource subject to any query and filter parameters that may also exist
- An UPDATE request using this Interface shall provide a payload or body that contains the Properties that will be updated on the target Resource.

7.6.3.6 Sensor Interface

The sensor Interface is the Interface for retrieving measured, sensed or capability specific information from a Resource that senses:

- The sensor Interface name shall be "oic.if.s"
- The sensor Interface shall expose in the Resource Representation all mandatory Properties as defined by the applicable JSON; the sensor interface may also expose in the Resource

Representation optional Properties as defined by the applicable JSON schema that are implemented by the target Device.

- A RETRIEVE request using this Interface shall return this Representation for the Resource subject to any query and filter parameters that may also exist

NOTE: The example here is with respect to Figure 8

1. Retrieving values of sensor

Request: GET /a/act/heater?if="oic.if.s"

Response:

```
{
  "currenttemp": 7
}
```

2. Incorrect use of sensor

Request: PUT /a/act/heater?if="oic.if.s" ← PUT is not allowed

```
{
  "settemp": 20 ← this is possible through actuator Interface
}
```

Response:

```
{
  Error
}
```

3. Incorrect use of sensor

Request: POST /a/act/heater?if="oic.if.s" ← POST is not allowed

```
{
  "currenttemp": 15 ← this is possible through actuator
Interface
```

Response:

```
{
  Error
}
```

7.6.3.7 Read-only Interface

The read-only Interface exposes only the Properties that may be “read”. This includes Properties that may be “read-only”, “read-write” but not Properties that are “write-only” or “set-only”. The applicable methods that can be applied to a Resource is RETRIEVE only. An attempt by a Client to apply a method other than RETRIEVE to a Resource shall be rejected with an error response code.

7.6.3.8 Read-write Interface

The read-write Interface exposes only the Properties that may be “read” and “written”. The “read-only” Properties shall not be included in Representation for the “read-write” Interface. This is a generic Interface to support “reading” and “setting” Properties in a Resource. The applicable methods that can be applied to a Resource are RETRIEVE and UPDATE only. An attempt by a

Client to apply a method other than RETRIEVE or UPDATE to a Resource shall be rejected with an error response code.

7.7 Resource representation

Resource representation captures the state of a Resource at a particular time. The resource representation is exchanged in the request and response interactions with a Resource. A Resource representation may be used to retrieve or update the state of a resource.

The resource representation shall not be manipulated by the data connectivity protocols and technologies (e.g., CoAP, UDP/IP or BLE).

7.8 Structure

7.8.1 Introduction

In many scenarios and contexts, the Resources may have either an implicit or explicit structure between them. A structure can, for example, be a tree, a mesh, a fan-out or a fan-in. The Framework provides the means to model and map these structures and the relationships among Resources. The primary building block for resource structures in Framework is the collection. A collection represents a container, which is extensible to model complex structures.

7.8.2 Resource Relationships

Resource relationships are expressed as Links. A Link embraces and extends typed web links concept as a means of expressing relationships between Resources. A Link consists of a set of Parameters that define:

- a context URI,
- a target URI,
- a relation from the context URI to the target URI
- elements that provide metadata about the target URI, the relationship or the context of the Link.

The target URI is mandatory and the other items in a Link are optional. Additional items in the Link may be made mandatory based on the use of the links in different contexts (e.g. in collections, in discovery, in bridging etc.). Schema for the Link payload is provided in Annex D.

An example of a Link is shown in

```
{ "href": "/switch", "rt": ["oic.r.switch.binary"], "if": ["oic.if.a", "/room2"oic.if.baseline"], "p": {"bm": 3}, "rel": "item" }
```

Figure 10: Example of a Link

Two Links are distinct from each other when at least one parameter is different. For example the two Links shown in Figure 11 are distinct and can appear in the same list of Links.

```
{ "href": "/switch", "rt": ["oic.r.switch.binary"], "if": ["oic.if.a", "oic.if.baseline"], "p": {"bm": 2}, "rel": "item" }
{ "href": "/switch", "rt": ["oic.r.switch.binary"], "if": ["oic.if.a", "oic.if.baseline"], "p": {"bm": 2} }
```

Figure 11: Example of distinct Links

The specification may mandate Parameters and Parameter values as required for certain capabilities. For all Links returned in a response to a RETRIEVE on "/oic/res", if a Link does not

explicitly include the “rel” Parameter, a value of “rel”=“hosts” shall be assumed . The relation value of “hosts” is defined by IETF RFC 6690, the value of “item” by IETF RFC 6573, and the value of “self” by IETF RFC 4287 and all are registered in the IANA Registry for Link Relations at [<http://www.iana.org/assignments/link-relations/link-relations.xhtml>]

As shown in D.2.8 the relation between the context URI and target URI in a Link is specified using the “rel” JSON element and the value of this element specifies the particular relation.

The context URI of the Link shall implicitly be the URI of the Resource (or specifically a Collection) that contains the Link unless the Link specifies the anchor parameter. The anchor parameter is used to change the context URI of a Link – the relationship with the target URI is based off the anchor URI when the anchor is specified. Anchor parameter uses transfer protocol URI for OIC 1.1 Link (e.g. “anchor”: “coaps://[fe80::b1d6]:4444”) and OCF URI defined in Sec 6 for OCF 1.0 Links (e.g. “anchor”: “ocf://dc70373c-1e8d-4fb3-962e-017eaa863989”).

An example of using anchors in the context of Collections – a floor has rooms and rooms have lights – the lights may be defined in floor as Links but the Links will have the anchor set to the URI of the rooms that contain the lights (the relation is contains). This allows all lights in a floor to be turned on or off together while still having the lights defined with respect to the rooms that contain them (lights may also be turned on by using the room URI too).

```

/a/floor {
  "links": [
    {
      "href": "/x/light1",
      "anchor": "/a/room1",    ** Note: /a/room1 has the “item” relationship with /x/light1;
not /a/floor **
      "rel": "item"
    }
  ]
}

/a/room1 {
  "links": [
    {
      ** Note: /a/room1 “contains” the /x/light since /a/room1 is the implicit context URI **
      "href": "/x/light1",
      "rel": "item"
    }
  ]
}

```

Figure 12: Example of use of anchor in Link

7.8.2.1 Parameters

7.8.2.1.1 “ins” or Link Instance Parameter

The “ins” parameter identifies a particular Link instance in a list of Links. The “ins” parameter may be used to modify or delete a specific Link in a list of Links. The value of the “ins” parameter is set at instantiation of the Link by the OCF Device (Server) that is hosting the list of Links – once it has been set, the “ins” parameter shall not be modified for as long as the Link is a member of that list.

7.8.2.1.2 “p” or Policy Parameter

The Policy Parameter defines various rules for correctly accessing a Resource referenced by a target URI. The Policy rules are configured by a set of key-value pairs as defined below.

The policy Parameter “p” is defined by:

- “bm” key: The “bm” key corresponds to an integer value that is interpreted as an 8-bit bitmask. Each bit in the bitmask corresponds to a specific Policy rule. The following rules are specified for “bm”:

Bit Position	Policy rule	Comment
Bit 0 (the LSB)	discoverable	<p>The discoverable rule defines whether the Link is to be included in the Resource discovery message via “/oic/res”.</p> <ul style="list-style-type: none"> • If the Link is to be included in the Resource discovery message, then “p” shall include the “bm” key and set the discoverable bit to value 1. • If the Link is NOT to be included in the Resource discovery message, then “p” shall either include the “bm” key and set the discoverable bit to value 0 or omit the “bm” key entirely.
Bit 1 (2 nd LSB)	observable	<p>The observable rule defines whether the Resource referenced by the target URI supports the NOTIFY operation. With the self-link, i.e. the Link with "rel" value of "self", “/oic/res” can have a Link with the target URI of “/oic/res” and indicate itself observable. The "self" is defined by IETF RFC 4287 and registered in the IANA Registry for "rel" value at [http://www.iana.org/assignments/link-relations/link-relations.xhtml].</p> <ul style="list-style-type: none"> • If the Resource supports the NOTIFY operation, then “p” shall include the “bm” key and set the observable bit to value 1. • If the Resource does NOT support the NOTIFY operation, then “p” shall either include the “bm” key and set the observable bit to value 0 or omit the “bm” key entirely.
Bits 2-7	--	Reserved for future use. All reserved bits in “bm” shall be set to value 0.

Note that if all the bits in “bm” are defined to value 0, then the “bm” key may be omitted entirely from “p” as an efficiency measure. However, if any bit is set to value 1, then “bm” shall be included in “p” and all the bits shall be defined appropriately.

- "sec" and "port" in the remaining bullets shall be used only in an OIC 1.1 payload. In OCF 1.0 payload, "sec" and "port" shall not be used and instead the "eps" Parameter shall provide the information for an encrypted connection.
- "sec" key: The “sec” key corresponds to a Boolean value that indicates whether the Resource referenced by the target URI is accessed via an encrypted connection. If “sec” is true, the resource is accessed via an encrypted connection, using the “port” specified (see below). If “sec” is false, the resource is accessed via an unencrypted connection, or via an encrypted

connection (if such a connection is made using the “port” settings for another Resource, for which “sec” is true).

- “port” key: The “port” key corresponds to an integer value that is used to indicate the port number where the Resource referenced by the target URI may be accessed via an encrypted connection.
- If the Resource is only available via an encrypted connection (i.e. DTLS over IP), then
 - “p” shall include the “sec” key and its value shall be true.
 - “p” shall include the “port” key and its value shall be the port number where the encrypted connection may be established.
- If the Resource is not available via an encrypted connection, then
 - “p” shall include the “sec” key and its value shall be false or “p” shall omit the “sec” key; the default value of “sec” is false.
 - “p” shall omit the “port” key.
 - A Resource that is available via either an encrypted or unencrypted connection follows the population scheme defined in this clause.
- Access to the Resource on the port specified by the “port” key shall be made by an encrypted connection (e.g. coaps://). (Note that unencrypted connection to the Resource may be possible on a separate port discovered thru multicast discovery).
- Note that access to the Resource is controlled by the ACL for the Resource. A successful encrypted connection does not ensure that the requested action will succeed. See OCF Security – Access Control section for more information.

Example 1: below shows the Policy Parameter for a Resource that is discoverable but not observable, and for which authenticated accesses shall be done via CoAPS port 33275:

```
"p": { "bm": 1 }
```

Example 2: below shows a self-link, i.e. the “/oic/res” Link in itself that is discoverable and observable.

```
{
  "href": "/oic/res",
  "rel": "self",
  "rt": ["oic.wk.res"],
  "if": ["oic.if.ll", "oic.if.baseline"],
  "p": {"bm": 3}
}
```

7.8.2.1.3 “type” or Media Type Parameter

The “type” Parameter may be used to specify the various media types that are supported by a specific target Resource. The default type of “application/cbor” shall be used when the “type” element is omitted. Once a Client discovers this information for each Resource, it may use one of the available representations in the appropriate header field of the Request or Response.

7.8.2.1.4 “bp” or the Batch Interface Parameter

The “batch” Parameter “bp” is used to specify the modifications to the target URI as the “batch” Request is forwarded through this Link. The “q” element in the value defines the query string that

shall be appended to the "href" to make the target URI. The "q" query string may contain Property strings that are valid in that context. For example: Given a Collection as follows

```

/room2
{
  "if": [ "oic.if.b" ],
  "colour": "blue",
  "links": [
    { "href": "/switch", "rt": [ "oic.r.switch.binary" ], "if": [ "oic.if.a", "oic.if.baseline" ], "p":
    { "bm": 2, "rel": "contains", "bp": { "q": "if=oic.if.baseline" } }
  ]
}

```

The following is the sequence for batch request to /room2

1. GET /room2?if=oic.if.b
2. This request is transformed to: GET /switch?if=oic.if.baseline when the batch request is propagated through the Link to the target /switch

See the Interfaces section 7.5 for more details on the "batch" Interface.

7.8.2.1.5 “di” or Device ID parameter

The “di” Parameter specifies the device ID of the Device that hosts the target Resource defined in the in the “href” Parameter.

The device ID may be used to qualify a relative reference used in the “href” or to lookup endpoint information for the relative reference.

7.8.2.1.6 “eps” Parmeter

The "eps" Parameter indicates the Endpoint information of the target Resource.

"eps" shall have as its value an array of items and each item represents Endpoint information with "ep" and "pri" as specified in 10.2. "ep" is mandatory but "pri" is optional.

Figure 13 is illustrated for "eps" with multiple Endpoints.

```

"eps": [
  { "ep": "coap://[fe80::b1d6]:1111", "pri": 2 },
  { "ep": "coaps://[fe80::b1d6]:1122" },
  { "ep": "coap+tcp://[2001:db8:a::123]:2222", "pri": 3 }
]

```

Figure 13: Example of “eps Parameter

When "eps" is present in a link, the Endpoint information in "eps" can be used to access the target Resource referred by the "href" Parameter.

When present, max-age information (e.g. Max-Age option for CoAP defined in IETF RFC 7252) determines the maximum time "eps" values may be cached before they are considered stale.

7.8.2.2 Formatting

When formatting in JSON, the list of Links shall be an array.

7.8.2.3 List of Links in a Collection

A list of Links in a Resource shall be included in that Resource as the value of the “links” Property of that Resource. A Resource that contains Links is a Collection.

A Resource with a list of Links

```

/Room1
{
  "rt": ["my.room"],
  "if": ["oic.if.ll", "oic.if.baseline" ],
  "color": "blue",
  "links":
  [
    {
      "href": "/oic/d",
      "rt": ["oic.d.light", "oic.wk.d"],
      "if": [ "oic.if.r", "oic.if.baseline" ],
      "p": {"bm": 1}
    },
    {
      "href": "/oic/p",
      "rt": ["oic.wk.p"],
      "if": [ "oic.if.r", "oic.if.baseline" ]
      "p": {"bm": 1}
    },
    {
      "href": "/switch",
      "rt": ["oic.r.switch.binary"],
      "if": [ "oic.if.a", "oic.if.baseline" ],
      "p": {"bm": 3},
      "mt": [ "application/obor", "application/exi+xml" ]
    },
    {
      "href": "/brightness",
      "rt": ["oic.r.light.brightness"],
      "if": [ "oic.if.a", "oic.if.baseline" ],
      "p": {"bm": 3}
    }
  ]
}

```

Figure 14: List of Links in a Resource

7.8.3 Collections

7.8.3.1 Overview

A Resource that contains one or more references (specified as Links) to other resources is an Collection. These reference may be related to each other or just be a list; the Collection provides a means to refer to this set of references with a single handle (i.e. the URI). A simple resource is kept distinct from a collection. Any Resource may be turned into an Collection by binding resource

references as Links. Collections may be used for creating, defining or specifying hierarchies, indexes, groups, and so on.

A Collection shall have at least one Resource Type and at least one Interface bound at all times during its lifetime. During creation time of a collection the Resource Type and interfaces are specified. The initial defined Resource Types and interfaces may be updated during its life time. These initial values may be overridden using mechanism used for overriding in the case of a Resource. Additional Resource Types and Interfaces may be bound to the Collection at creation or later during the lifecycle of the Collection.

A Collection shall define the "links" Property. The value of the "links" Property is an array with zero or more Links. The target URIs in the Links may reference another Collection or another Resource. The referenced Collection or Resource may reside on the same Device as the Collection that includes that Link (called a local reference) or may reside on another Device (called a remote reference). The context URI of the Links in the "links" array shall (implicitly) be the Collection that contains that "links" property. The (implicit) context URI may be overridden with explicit specification of the "anchor" parameter in the Link where the value of "anchor" is the new base of the Link.

A Resource may be referenced in more than one Collection, therefore, a unique parent-child relationship is not guaranteed. There is no pre-defined relationship between a Collection and the Resource referenced in the Collection, i.e., the application may use Collections to represent a relationship but none is automatically implied or defined. The lifecycles of the Collection and the referenced Resource are also independent of one another.

If the "drel" property is defined for the Collection then all Links that don't explicitly specify a relationship shall inherit this default relationship in the context of that Collection. The default relationship defines the implicit relationship between the Collection and the target URI in the Link.

A Property "links" represents the list of Links in a Collection. "links" Property has, as its value, an array of items and each item is an OCF Link as shown in Figure 15.

IECNORM.COM : Click to view the full PDF of ISO/IEC 30118-1:2018



Figure 15: Example showing Collection and Links

A Collection may be:

- A pre-defined Collection where the Collection has been defined a priori and the Collection is static over its lifetime. Such Collections may be used to model, for example, an appliance that is composed of other devices or fixed set of resource representing fixed functions.
- A Device local Collection where the Collection is used only on the Device that hosts the Collection. Such collections may be used as a short-hand on a client for referring to many Servers as one.
- A centralized Collection where the Collection is hosted on an Device but other Devices may access or update the Collection
- A hosted Collection where the collection is centralized but is managed by an authorized agent or party.

7.8.3.2 Collection Properties

An Collection shall define the “links” Property. In addition, other Properties may be defined for the Collection by the Resource Type. The mandatory and recommended Common Properties for Collection are shown in Table 9. This list of Common Properties are in addition to those defined for Resources in section 7.3.2. When a property is repeated in Table 9 , the conditions in this definition shall override those in the general list for Resources.

Table 9. Common Properties for Collections (in addition to Common Properties defined in section 7.3.2)

Property	Description	Property name	Value Type	Mandatory
Links	The set of links in the collection	“links”	json Array of Links	Yes
Name	Human friendly name for the collection	“n”	string	No
Identity	The id of the collection	“id”	UUID	No
Resource Types	The list of allowed Resource Types for links in the collection. Requests for addition of links using link list or link batch interfaces will be validated against this list. If this property is not defined or is null string then any Resource Type is permitted	“rts”	json Array of Resource Type names	No
Default relationship	Specifies the default relationship to use for Links in the collection where the “rel” parameter has not been explicitly defined. It is permissible to have no “drel” property defined for the collection and the Links to also not have “rel” defined either. In such case, the use of the collection is, for example, as a random bag of links	“drel”	string	No

The Properties of a Collection may not be modified.

7.8.3.3 Default Resource Type

A default Resource Type, “oic.wk.col”, shall be available for Collections. This Resource Type shall be used only when another type has not been defined on the Collection or when no Resource Type has been specified at the creation of the Collection.

The default Resource Type provides support for the Common Properties including the “links” Property. For the default Resource Type, the value of “links” shall be a simple array of Links.

The default Resource Type shall support the ‘baseline’ and ‘links list’ Interfaces. The default Interface shall be the ‘links list’ Interface.

7.9 Third (3rd) party specified extensions

This section describes how a 3rd party may add Device Types, Resource Types, 3rd party defined Properties to an existing or 3rd party defined Resource Type, 3rd party defined enumeration values to an existing enumeration and 3rd party defined parameters to an existing defined Property.

A 3rd party may specify additional (non-OCF) Resources within an OCF Device. A 3rd party may also specify additional Properties within an existing OCF defined Resource Type. Further a 3rd party may extend an OCF defined enumeration with 3rd party defined values.

A 3rd party defined Device Type may expose both 3rd party and OCF defined Resource Types. A 3rd party defined Device Type must expose the mandatory Resources for all OCF Devices defined within this specification.

A 3rd party defined Resource Type shall include any mandatory Properties defined in this specification and also any vertical specified mandatory Properties. All Properties defined within a 3rd party defined Resource Type that are part of the OCF namespace that are not Common Properties as defined in this specification shall follow the 3rd party defined Property rules in Table 10.

The following table defines the syntax rules for 3rd party defined Resource Type elements. Within the table the term “Domain_Name” refers to a domain name that is owned by the 3rd party that is defining the new element.

Table 10. 3rd party defined Resource elements

	Resource Element	Vendor Definition Rules
New 3 rd party defined Device Type	“rt” Property Value of “/oic/d”	x.<Domain_Name>.<resource identification>
New 3 rd party defined Resource Type	“rt” Property Value	x.<Domain_Name>.<resource identification>
New 3 rd party defined Property within the OCF namespace	Resource Property Name	x.<Domain_Name>.<property>
Additional 3 rd party defined values in an OCF specified enumeration	Enumeration Property Value	x.<Domain_Name>.<enum value>
Additional 3 rd party defined parameter in an OCF specified Property	Parameter key word	x.<Domain_Name>.<parameter keyword>

With respect to the use of the Domain_Name in this scheme the labels are reversed from how they appear in DNS or other resolution mechanisms. The 3rd party defined Device Type and Resource Type otherwise follow the rules defined in Section 7.4.2 Resource Type Property. 3rd party defined Resource Types should be registered in the IANA Constrained RESTful Environments (CoRE) Parameters registry.

For example:

x.com.samsung.galaxyphone.accelerator

x.com.cisco.ciscorouterport

x.com.hp.printerhead

x.org.allseen.newinterface.newproperty

8 CRUDN

8.1 Overview

CREATE, RETRIEVE, UPDATE, DELETE, and NOTIFY (CRUDN) are operations defined for manipulating Resources. These operations are performed by a Client on the resources contained in n Server.

On reception of a valid CRUDN operation n Server hosting the Resource that is the target of the request shall generate a response depending on the Interface included in the request; or based on the Default Interface for the Resource Type if no Interface is included.

CRUDN operations utilize a set of parameters that are carried in the messages and are defined in Table 11. A Device shall use CBOR as the default payload (content) encoding scheme for resource representations included in CRUDN operations and operation responses; a Device may negotiate a different payload encoding scheme (e.g, see in section 12.2.4 for CoAP messaging). The following subsections specify the CRUDN operations and use of the parameters. The type definitions for these terms will be mapped in the messaging section for each protocol.

Table 11. Parameters of CRUDN messages

Applicability	Name	Denotation	Definition
All messages	<i>fr</i>	From	The URI of the message originator.
	<i>to</i>	To	The URI of the recipient of the message.
	<i>ri</i>	Request Identifier	The identifier that uniquely identifies the message in the originator and the recipient.
	<i>cn</i>	Content	Information specific to the operation.
Requests	<i>op</i>	Operation	Specific operation requested to be performed by the Server.
	<i>obs</i>	Observe	Indicator for an observe request.
Responses	<i>rs</i>	Response Code	Indicator of the result of the request; whether it was accepted and what the conclusion of the operation was. The values of the response code for CRUDN operations shall conform to those as defined in section 5.9 and 12.1.2 in IETF RFC 7252.
	<i>obs</i>	Observe	Indicator for an observe response.

8.2 CREATE

The CREATE operation is used to request the creation of new Resources on the Server. The CREATE operation is initiated by the Client and consists of three steps, as depicted in Figure 16 and described below.

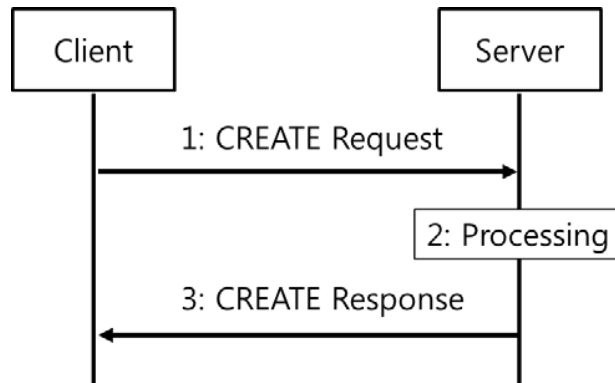


Figure 16. CREATE operation

8.2.1 CREATE request

The CREATE request message is transmitted by the Client to the Server to create a new Resource by the Server. The CREATE request message will carry the following parameters:

- *fr*: Unique identifier of the Client
- *to*: URI of the target resource responsible for creation of the new resource.
- *ri*: Identifier of the CREATE request
- *cn*: Information of the resource to be created by the Server
 - i) *cn* will include the URI and Resource Type property of the resource to be created.
 - ii) *cn* may include additional properties of the resource to be created.
- *op*: CREATE

8.2.2 Processing by the Server

Following the receipt of a CREATE request, the Server may validate if the Client has the appropriate rights for creating the requested resource. If the validation is successful, the Server creates the requested resource. The Server caches the value of *ri* parameter in the CREATE request for inclusion in the CREATE response message.

8.2.3 CREATE response

The Server shall transmit a CREATE response message in response to a CREATE request message from a Client. The CREATE response message will include the following parameters.

- *fr*: Unique identifier of the Server
- *to*: Unique identifier of the Client
- *ri*: Identifier included in the CREATE request
- *cn*: Information of the resource as created by the Server.
 - i) *cn* will include the URI of the created resource.
 - ii) *cn* will include the resource representation of the created resource.
- *rs*: The result of the CREATE operation

8.3 RETRIEVE

The RETRIEVE operation is used to request the current state or representation of a Resource. The RETRIEVE operation is initiated by the Client and consists of three steps, as depicted in Figure 17 and described below.

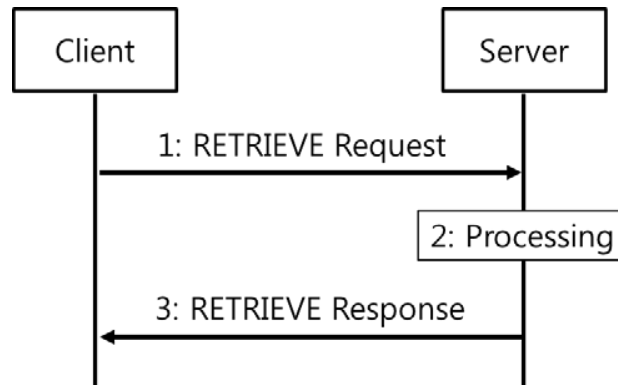


Figure 17. RETRIEVE operation

8.3.1 RETRIEVE request

RETRIEVE request message is transmitted by the Client to the Server to request the representation of a Resource from a Server. The RETRIEVE request message will carry the following parameters.

- *fr*: Unique identifier of the Client
- *to*: URI of the resource the Client is targeting
- *ri*: Identifier of the RETRIEVE request
- *op*: RETRIEVE

8.3.2 Processing by the Server

Following the receipt of a RETRIEVE request, the Server may validate if the Client has the appropriate rights for retrieving the requested data and the properties are readable. The Server caches the value of *ri* parameter in the RETRIEVE request for use in the response.

8.3.3 RETRIEVE response

The Server shall transmit a RETRIEVE response message in response to a RETRIEVE request message from a Client. The RETRIEVE response message will include the following parameters.

- *fr*: Unique identifier of the Server
- *to*: Unique identifier of the Client
- *ri*: Identifier included in the RETRIEVE request
- *cn*: Information of the resource as requested by the Client
 - i) *cn* should include the URI of the resource targeted in the RETRIEVE request
- *rs*: The result of the RETRIEVE operation

8.4 UPDATE

The UPDATE operation is either a Partial UPDATE or a complete replacement of the information in a Resource in conjunction with the interface that is also applied to the operation. The UPDATE operation is initiated by the Client and consists of three steps, as depicted in Figure 18 and described below.

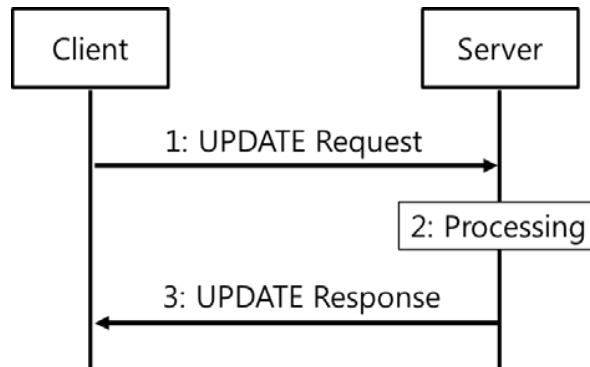


Figure 18. UPDATE operation

8.4.1 UPDATE request

The UPDATE request message is transmitted by the Client to the Server to request the update of information of a Resource on the Server. The UPDATE request message will carry the following parameters.

- *fr*: Unique identifier of the Client
- *to*: URI of the resource targeted for the information update
- *ri*: Identifier of the UPDATE request
- *op*: UPDATE
- *cn*: Information, including properties, of the resource to be updated at the target resource

8.4.2 Processing by the Server

Following the receipt of an UPDATE request, the Server may validate if the Client has the appropriate rights for updating the requested data. If the validation is successful the Server updates the target Resource information according to the information carried in *cn* parameter of the UPDATE request message. The Server caches the value of *ri* parameter in the UPDATE request for use in the response.

An UPDATE request that includes Properties that are read-only shall be rejected by the Server with an *rs* indicating a bad request.

An UPDATE request shall be applied only to the Properties in the target resource visible via the applied interface that support the operation. An UPDATE of non-existent Properties is ignored.

8.4.3 UPDATE response

The UPDATE response message will include the following parameters:

- *fr*: Unique identifier of the Server
- *to*: Unique identifier of the Client
- *ri*: Identifier included in the UPDATE request
- *rs*: The result of the UPDATE request

The UPDATE response message may also include the following parameters:

- *cn*: The Resource representation following processing of the UPDATE request

8.5 DELETE

The DELETE operation is used to request the removal of a Resource. The DELETE operation is initiated by the Client and consists of three steps, as depicted in Figure 19 and described below.

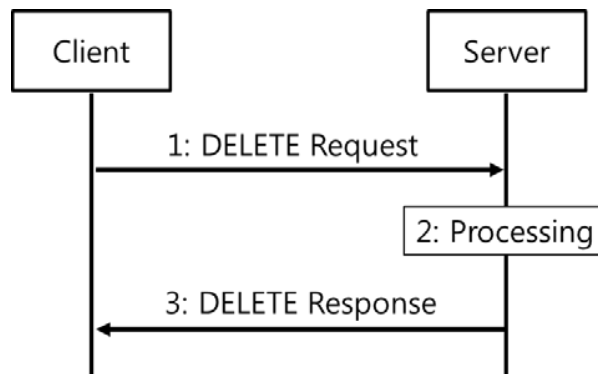


Figure 19. DELETE operation

8.5.1 DELETE request

DELETE request message is transmitted by the Client to the Server to delete a Resource on the Server. The DELETE request message will carry the following parameters:

- *fr*: Unique identifier of the Client
- *to*: URI of the target resource which is the target of deletion
- *ri*: Identifier of the DELETE request
- *op*: DELETE

8.5.2 Processing by the Server

Following the receipt of a DELETE request, the Server may validate if the Client has the appropriate rights for deleting the identified resource, and whether the identified resource exists. If the validation is successful, the Server removes the requested resource and deletes all the associated information. The Server caches the value of *ri* parameter in the DELETE request for use in the response.

8.5.3 DELETE response

The Server shall transmit a DELETE response message in response to a DELETE request message from a Client. The DELETE response message will include the following parameters.

- *fr*: Unique identifier of the Server
- *to*: Unique identifier of the Client
- *ri*: Identifier included in the DELETE request
- *rs*: The result of the DELETE operation

8.6 NOTIFY

The NOTIFY operation is used to request asynchronous notification of state changes. Complete description of the NOTIFY operation is provided in section 11.4. The NOTIFY operation uses the NOTIFICATION response message which is defined here.

8.6.1.1 NOTIFICATION response

The NOTIFICATION response message is sent by a Server to notify the URLs identified by the Client of a state change. The NOTIFICATION response message carries the following parameters.

- *fr*: Unique identifier of the Server
- *to*: URI of the Resource target of the NOTIFICATION message

- *ri*: Identifier included in the CREATE request
- *op*: NOTIFY
- *cn*: The updated state of the resource

9 Network and connectivity

9.1 Introduction

The Internet of Things is comprised of a wide range of applications which sense and actuate the physical world with a broad spectrum of device and network capabilities: from battery powered nodes transmitting 100 bytes per day and able to last 10 years on a coin cell battery, to mains powered nodes able to maintain MBit video streams. It is estimated that many 10s of billions of IoT devices will be deployed over the coming years.

It is desirable that the connectivity options be adapted to the IP layer. To that end, IETF has completed considerable work to adapt Bluetooth®, Wi-Fi, 802.15.4, LPWAN, etc. to IPv6. These adaptations, plus the larger address space and improved address management capabilities, make IPv6 the clear choice for the OCF network layer technology.

9.2 Architecture

While the aging IPv4 centric network has evolved to support complex topologies, its deployment was primarily provisioned by a single Internet Service Provider (ISP) as a single network. More complex network topologies, often seen in residential home, are mostly introduced through the acquisition of additional home network devices, which rely on technologies like private Network Address Translation (NAT). These technologies require expert assistance to set up correctly and should be avoided in a home network as they most often result in breakage of constructs like routing, naming and discovery services.

The multi-segment ecosystem OCF addresses will not only cause a proliferation of new devices and associated routers, but also new services introducing additional edge routers. All these new requirements require advance architectural constructs to address complex network topologies like the one shown in Figure 20.

IECNORM.COM : Click to view the full PDF of ISO/IEC 30118-1:2018

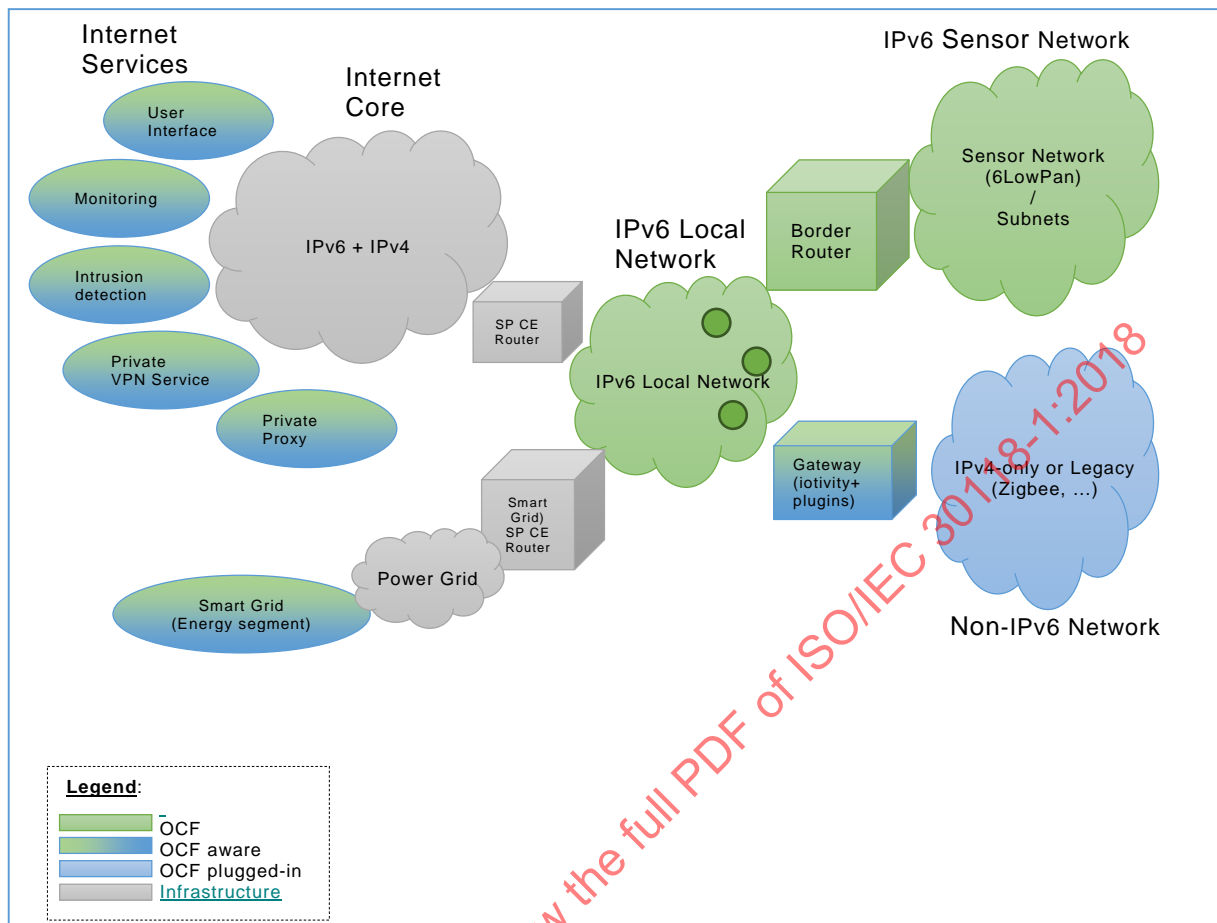


Figure 20. High Level Network & Connectivity Architecture

In terms of IETF RFC 6434, IPv6 nodes assume either a router or host role. Nodes may further implement various specializations of those roles:

- A Router may implement Customer Edge Router capabilities as defined in IETF RFC 7084.
- Nodes limited in processing power, memory, non-volatile storage or transmission capacity requires special IP adaptation layers (6LoWPAN) and/or dedicated routing protocols (RPL). Examples include devices transmitting over low power physical layer like IEEE 802.14.5, ITU G9959, Bluetooth Low Energy, DECT Ultra Low Energy, Near Field Communication (NFC).
- A node may translate and route messaging between IPv6 and non-IPv6 networks.

9.3 IPv6 network layer requirements

9.3.1 Introduction

Projections indicate that many 10s of billions of new IoT endpoints and related services will be brought online in the next few years. These endpoint's capabilities will span from battery powered nodes with limited compute, storage, and bandwidth to more richly resourced devices operating over Ethernet and WiFi links.

Internet Protocol version 4 (IPv4), deployed some 30 years ago, has matured to support a wide variety of applications such as Web browsing, email, voice, video, and critical system monitoring and control. However, the capabilities of IPv4 are at the point of exhaustion, not the least of which is that available address space has been consumed.

The IETF long ago saw the need for a successor to IPv4, thus the development of IPv6. OCF recommends IPv6 at the network layer. Amongst the reasons for IPv6 recommendations are:

- Larger address space. Side-effect: greatly reduce the need for NATs.
- More flexible addressing architecture. Multiple addresses and types per interface: Link-local, ULA, GUA, variously scoped Multicast addresses, etc. Better ability to support multi-homed networks, better re-numbering capability, etc.
- More capable auto configuration capabilities: DHCPv6, SLAAC, Router Discovery, etc.
- Technologies enabling IP connectivity on constrained nodes are based upon IPv6.
- All major consumer operating systems (IoS, Android, Windows, Linux) are already IPv6 enabled.
- Major Service Providers around the globe are deploying IPv6.

9.3.2 IPv6 node requirements

9.3.2.1 Introduction

In order to ensure network layer services interoperability from node to node, mandating a common network layer across all nodes is vital. The protocol should enable the network to be: secure, manageable, scalable and to include constrained and self-organizing meshed nodes. OCF mandates IPv6 as the common network layer protocol to ensure interoperability across all Devices. More capable devices may also include additional protocols creating multiple-stack devices. The remainder of this section will focus on interoperability requirements for IPv6 hosts, IPv6 constrained hosts and IPv6 routers. The various protocol translation permutations included in multi-stack gateway devices may be addresses in subsequent addendums of this specification.

9.3.2.2 IP Layer

An IPv6 node shall support IPv6 and it shall conform to the requirements as specified in IETF RFC 6434:

10 Endpoint

10.1 Endpoint definition

The specific definition of an Endpoint depends on the Transport Protocol Suite being used. For the example of CoAP over UDP over IPv6, the endpoint is identified by an IPv6 address and UDP port number.

Each OCF Device shall associate with at least one Endpoint with which it can exchange request and response messages. When a message is sent to an Endpoint, it shall be delivered to the OCF Device which is associated with the Endpoint. When a request message is delivered to an Endpoint, path component is enough to locate the target Resource.

OCF Device can be associated with multiple Endpoints. For example, an OCF Device can have several IP addresses or port numbers or support both CoAP and HTTP transfer protocol.

On the other hand, an Endpoint can be shared among multiple OCF Devices, only when there is a way to clearly designate the target Resource with request URI. For example, when multiple CoAP servers use uniquely different URI paths for all their hosted Resources, and the CoAP implementation demuxes by path, they can share the same CoAP Endpoint. However, this is not possible for OIC 1.1 and OCF 1.0 because pre-determined URI (e.g. "/oic/d") is mandatory for some mandatory Resources (e.g. "oic.wk.d").

10.2 Endpoint information

10.2.1 Introduction

Endpoint is represented by Endpoint information which consists of two items of key-value pair, "ep" and "pri".

10.2.2 "ep"

"ep" represents Transport Protocol Suite and Endpoint Locator specified as follows:

- **Transport Protocol Suite** - a combination of protocols (e.g. CoAP + UDP + IPv6) with which request and response messages can be exchanged for RESTful transaction (i.e. CRUDN). Transport Protocol Suites shall be indicated by IANA registered schemes (e.g. "coap" or "coaps" in Table 12). Vendor or OCF defined schemes are also allowed (e.g. "org.ocf.foo" or "com.samsung.bar").
- **Endpoint Locator** – an address (e.g. IPv6 address + Port number) through which a message can be sent to the Endpoint and in turn associated OCF Device. The Endpoint Locator for "coap", "coaps", "coap+tcp", "coaps+tcp", "http", and "https" shall be specified as "IP address: port number". Temporary addresses should not be used because Endpoint Locators are for the purpose of accepting incoming sessions, whereas temporary addresses are for initiating outgoing sessions (IETF RFC 4941). Moreover its inclusion in "oic/res" can cause a privacy concern (IETF RFC 7721).

"ep" shall have as its value a URI (as specified in IETF RFC 3986) with the scheme component indicating Transport Protocol Suite and the authority component indicating the Endpoint Locator. Figure 21 illustrate an example.

```
"ep" : "coap://[fe80::b1d6]:1111"
```

Figure 21: Example of "ep"

The current list of "ep" with corresponding Transport Protocol Suite is shown in Table 12:

Table 12. "ep" value for Transport Protocol Suite

Transport Protocol Suite	scheme	Endpoint Locator	"ep" Value example
coap + udp + ip	coap	IP address + port number	coap://[fe80::b1d6]:1111
coaps + udp + ip	coaps	IP address + port number	coaps://[fe80::b1d6]:1122
coap + tcp + ip	coap+tcp	IP address + port number	coap+tcp://[2001:db8:a::123]:2222
coaps + tcp + ip	coaps+tcp	IP address + port number	coaps+tcp://[2001:db8:a::123]:2233
http + tcp + ip	http	IP address + port number	http://[2001:db8:a::123]:1111
https + tcp + ip	https	IP address + port number	https://[2001:db8:a::123]:1122

10.2.3 "pri"

When there are multiple Endpoints, "pri" indicates the priority among them.

"pri" shall be represented as a positive integer (e.g. "pri": 1) and the lower the value, the higher the priority.

The default "pri" value is 1, i.e. when "pri" is not present, it shall be equivalent to "pri": 1.

10.2.4 Endpoint information in "eps" Parameter

To carry Endpoint information, a new Link Parameter "eps" is defined in 7.8.2.1.6. "eps" has an array of items as its value and each item represents Endpoint information with two key-value pairs, "ep" and "pri", of which "ep" is mandatory and "pri" is optional. Figure 22 illustrates a link with "eps".

```
{
  "anchor": "ocf://light_device_id",
  "href": "/myLightSwitch",
  "rt": ["oic.r.switch.binary"],
  "if": ["oic.if.a", "oic.if.baseline"],
  "p": {"bm": 3},
  "eps": [{"ep": "coap://[fe80::b1d6]:1111", "pri": 2}, {"ep":
"coaps://[fe80::b1d6]:1122"}]
}
```

Figure 22: Example of Link with "eps" Parameter

In Figure 22, "anchor" represents the hosting OCF Device, "href", target Resource and "eps" the two Endpoints for the target Resource.

If the target Resource of a Link requires a secure connection (e.g. CoAPS), "eps" Parameter shall be used to indicate the necessary information (e.g. port number) in OCF 1.0 payload, because "sec" and "port" shall be used only in OIC 1.1 payload.

10.3 Endpoint discovery

10.3.1 Introduction

"Endpoint discovery" is defined as the process for a Client to acquire the Endpoint information for OCF Device or Resource.

10.3.2 Implicit discovery

If a Device is the source of a CoAP message (e.g. "/oic/res" response), the source IP address and port number can be combined to form the Endpoint Locator for the Device. Along with a "coap" scheme and default "pri" value, Endpoint information for the Device can be constructed.

In other words, an "/oic/res" response message with CoAP can implicitly carry the Endpoint information of the responding Device and in turn all the hosted Resources, which can be accessed with the same transfer protocol of CoAP.

10.3.3 Explicit discovery with "/oic/res" response

Endpoint information can be explicitly indicated with the "eps" Parameter of the Links in "/oic/res".

As in 10.3.2, an "/oic/res" response can implicitly indicate the Endpoint information for the target Resources hosted by the responding Device. However "/oic/res" may expose a target Resource which belongs to another Device. When the Endpoint for a target Resource of a Link cannot be implicitly inferred, the "eps" Parameter shall be included to provide explicit Endpoint information with which a Client can access the target Resource.

This applies to the case of "/oic/res" for a Resource Directory or Bridge Device which usually carries the Links for Resources which another Device hosts.

Figure 23 is a "/oic/res" response with the "eps" Parameter in Links.

```

[
  {
    "anchor": "ocf://e61c3e6b-9c54-4b81-8ce5-f9039c1d04d9",
    "href": "/oic/res",
    "rel": "self",
    "rt": ["oic.wk.res"],
    "if": ["oic.if.ll", "oic.if.baseline"],
    "p": {"bm": 3},
    "eps": [{"ep": "coap://[2001:db8:a::b1d4]:55555"},
            {"ep": "coaps://[2001:db8:a::b1d4]:11111"}]
  },
  {
    "anchor": "ocf://e61c3e6b-9c54-4b81-8ce5-f9039c1d04d9",
    "href": "/oic/d",
    "rt": ["oic.wk.d", "oic.d.bridge"],
    "if": ["oic.if.r", "oic.if.baseline"],
    "p": {"bm": 3},
    "eps": [{"ep": "coap://[2001:db8:a::b1d4]:55555"},
            {"ep": "coaps://[2001:db8:a::b1d4]:11111"}]
  },
  {
    "anchor": "ocf://e61c3e6b-9c54-4b81-8ce5-f9039c1d04d9",
    "href": "/oic/p",
    "rt": ["oic.wk.p"],
    "if": ["oic.if.r", "oic.if.baseline"],
    "p": {"bm": 3},
    "eps": [{"ep": "coaps://[2001:db8:a::b1d4]:11111"}]
  },
  {
    "anchor": "ocf://e61c3e6b-9c54-4b81-8ce5-f9039c1d04d9",
    "href": "/mySecureMode",
    "rt": ["oic.r.securemode"],
    "if": ["oic.if.rw", "oic.if.baseline"],
    "p": {"bm": 3},
    "eps": [{"ep": "coaps://[2001:db8:a::b1d4]:11111"}]
  },
  {
    "anchor": "ocf://e61c3e6b-9c54-4b81-8ce5-f9039c1d04d9",
    "href": "/oic/sec/doxm",
    "rt": ["oic.r.doxm"],
    "if": ["oic.if.baseline"],
    "p": {"bm": 1},
    "eps": [{"ep": "coap://[2001:db8:a::b1d4]:55555"},
            {"ep": "coaps://[2001:db8:a::b1d4]:11111"}]
  },
  {
    "anchor": "ocf://e61c3e6b-9c54-4b81-8ce5-f9039c1d04d9",
    "href": "/oic/sec/pstat",
    "rt": ["oic.r.pstat"],
    "if": ["oic.if.baseline"],
    "p": {"bm": 1},
    "eps": [{"ep": "coaps://[2001:db8:a::b1d4]:11111"}]
  },
  {
    "anchor": "ocf://e61c3e6b-9c54-4b81-8ce5-f9039c1d04d9",
    "href": "/oic/sec/cred",
    "rt": ["oic.r.cred"],
    "if": ["oic.if.baseline"],
    "p": {"bm": 1},
    "eps": [{"ep": "coaps://[2001:db8:a::b1d4]:11111"}]
  }
]

```

```

},
{
  "anchor": "ocf://e61c3e6b-9c54-4b81-8ce5-f9039c1d04d9",
  "href": "/oic/sec/acl2",
  "rt": ["oic.r.acl2"],
  "if": ["oic.if.baseline"],
  "p": {"bm": 1},
  "eps": [{"ep": "coaps://[2001:db8:a::b1d4]:11111"}]
},
{
  "anchor": "ocf://e61c3e6b-9c54-4b81-8ce5-f9039c1d04d9",
  "href": "/myIntrospection",
  "rt": ["oic.wk.introspection"],
  "if": ["oic.if.r", "oic.if.baseline"],
  "p": {"bm": 3},
  "eps": [{"ep": "coaps://[2001:db8:a::b1d4]:11111"}]
},
{
  "anchor": "ocf://dc70373c-1e8d-4fb3-962e-017eaa863989",
  "href": "/oic/res",
  "rt": ["oic.wk.res"],
  "if": ["oic.if.ll", "oic.if.baseline"],
  "p": {"bm": 3},
  "eps": [{"ep": "coap://[2001:db8:a::b1d4]:66666"},
          {"ep": "coaps://[2001:db8:a::b1d4]:22222"}]
},
{
  "anchor": "ocf://dc70373c-1e8d-4fb3-962e-017eaa863989",
  "href": "/oic/d",
  "rt": ["oic.wk.d", "oic.d.light", "oic.d.virtual"],
  "if": ["oic.if.r", "oic.if.baseline"],
  "p": {"bm": 3},
  "eps": [{"ep": "coap://[2001:db8:a::b1d4]:66666"},
          {"ep": "coaps://[2001:db8:a::b1d4]:22222"}]
},
{
  "anchor": "ocf://dc70373c-1e8d-4fb3-962e-017eaa863989",
  "href": "/oic/p",
  "rt": ["oic.wk.p"],
  "if": ["oic.if.r", "oic.if.baseline"],
  "p": {"bm": 3},
  "eps": [{"ep": "coaps://[2001:db8:a::b1d4]:22222"}]
},
{
  "anchor": "ocf://dc70373c-1e8d-4fb3-962e-017eaa863989",
  "href": "/myLight",
  "rt": ["oic.r.switch.binary"],
  "if": ["oic.if.a", "oic.if.baseline"],
  "p": {"bm": 3},
  "eps": [{"ep": "coaps://[2001:db8:a::b1d4]:22222"}]
},
{
  "anchor": "ocf://dc70373c-1e8d-4fb3-962e-017eaa863989",
  "href": "/oic/sec/doxm",
  "rt": ["oic.r.doxm"],
  "if": ["oic.if.baseline"],
  "p": {"bm": 1},
  "eps": [{"ep": "coap://[2001:db8:a::b1d4]:66666"},
          {"ep": "coaps://[2001:db8:a::b1d4]:22222"}]
},
{
  "anchor": "ocf://dc70373c-1e8d-4fb3-962e-017eaa863989",

```

```

    "href": "/oic/sec/pstat",
    "rt": ["oic.r.pstat"],
    "if": ["oic.if.baseline"],
    "p": {"bm": 1},
    "eps": [{"ep": "coaps://[2001:db8:a::b1d4]:22222"}]
  }, {
    "anchor": "ocf://dc70373c-1e8d-4fb3-962e-017eaa863989",
    "href": "/oic/sec/cred",
    "rt": ["oic.r.cred"],
    "if": ["oic.if.baseline"],
    "p": {"bm": 1},
    "eps": [{"ep": "coaps://[2001:db8:a::b1d4]:22222"}]
  },
  {
    "anchor": "ocf://dc70373c-1e8d-4fb3-962e-017eaa863989",
    "href": "/oic/sec/acl2",
    "rt": ["oic.r.acl2"],
    "if": ["oic.if.baseline"],
    "p": {"bm": 1},
    "eps": [{"ep": "coaps://[2001:db8:a::b1d4]:22222"}]
  },
  {
    "anchor": "ocf://dc70373c-1e8d-4fb3-962e-017eaa863989",
    "href": "/myLightIntrospection",
    "rt": ["oic.wk.introspection"],
    "if": ["oic.if.r", "oic.if.baseline"],
    "p": {"bm": 3},
    "eps": [{"ep": "coaps://[2001:db8:a::b1d4]:22222"}]
  },
  {
    "anchor": "ocf://88b7c7f0-4b51-4e0a-9faa-cfb439fd7f49",
    "href": "/oic/res",
    "rt": ["oic.wk.res"],
    "if": ["oic.if.ll", "oic.if.baseline"],
    "p": {"bm": 3},
    "eps": [{"ep": "coap://[2001:db8:a::b1d4]:77777"},
             {"ep": "coaps://[2001:db8:a::b1d4]:33333"}]
  },
  {
    "anchor": "ocf://88b7c7f0-4b51-4e0a-9faa-cfb439fd7f49",
    "href": "/oic/d",
    "rt": ["oic.wk.d", "oic.d.fan", "oic.d.virtual"],
    "if": ["oic.if.r", "oic.if.baseline"],
    "p": {"bm": 3},
    "eps": [{"ep": "coap://[2001:db8:a::b1d4]:77777"},
             {"ep": "coaps://[2001:db8:a::b1d4]:33333"}]
  },
  {
    "anchor": "ocf://88b7c7f0-4b51-4e0a-9faa-cfb439fd7f49",
    "href": "/oic/p",
    "rt": ["oic.wk.p"],
    "if": ["oic.if.r", "oic.if.baseline"],
    "p": {"bm": 3},
    "eps": [{"ep": "coaps://[2001:db8:a::b1d4]:33333"}]
  },
  {
    "anchor": "ocf://88b7c7f0-4b51-4e0a-9faa-cfb439fd7f49",
    "href": "/myFan",
    "rt": ["oic.r.switch.binary"],
    "if": ["oic.if.a", "oic.if.baseline"],
    "p": {"bm": 3},
    "eps": [{"ep": "coaps://[2001:db8:a::b1d4]:33333"}]
  }

```

```

},
{
  "anchor": "ocf://88b7c7f0-4b51-4e0a-9faa-cfb439fd7f49",
  "href": "/oic/sec/doxm",
  "rt": ["oic.r.doxm"],
  "if": ["oic.if.baseline"],
  "p": {"bm": 1},
  "eps": [{"ep": "coap://[2001:db8:a::b1d4]:7777"},
          {"ep": "coaps://[2001:db8:a::b1d4]:33333"}]
},
{
  "anchor": "ocf://88b7c7f0-4b51-4e0a-9faa-cfb439fd7f49",
  "href": "/oic/sec/pstat",
  "rt": ["oic.r.pstat"],
  "if": ["oic.if.baseline"],
  "p": {"bm": 1},
  "eps": [{"ep": "coaps://[2001:db8:a::b1d4]:33333"}]
},
{
  "anchor": "ocf://88b7c7f0-4b51-4e0a-9faa-cfb439fd7f49",
  "href": "/oic/sec/cred",
  "rt": ["oic.r.cred"],
  "if": ["oic.if.baseline"],
  "p": {"bm": 1},
  "eps": [{"ep": "coaps://[2001:db8:a::b1d4]:33333"}]
},
{
  "anchor": "ocf://88b7c7f0-4b51-4e0a-9faa-cfb439fd7f49",
  "href": "/oic/sec/acl2",
  "rt": ["oic.r.acl2"],
  "if": ["oic.if.baseline"],
  "p": {"bm": 1},
  "eps": [{"ep": "coaps://[2001:db8:a::b1d4]:33333"}]
},
{
  "anchor": "ocf://88b7c7f0-4b51-4e0a-9faa-cfb439fd7f49",
  "href": "/myFanIntrospection",
  "rt": ["oic.wk.introspection"],
  "if": ["oic.if.r", "oic.if.baseline"],
  "p": {"bm": 3},
  "eps": [{"ep": "coaps://[2001:db8:a::b1d4]:33333"}]
}
]

```

Figure 23: Example of “/oic/res” with Endpoint information

The exact format of the “/oic/res” response and a way for a Client to acquire a “/oic/res” response message is specified in D.10 and 11.3.5 respectively.

10.4 CoAP based Endpoint discovery

The following describes CoAP based Endpoint discovery:

- a) Advertising or publishing Devices shall join the ‘All OCF Nodes’ multicast groups (as defined in [IANA IPv6 Multicast Address Space Registry]) with scopes 2, 3, and 5 (i.e., ff02::158, ff03::158 and ff05::158) and shall listen on the port 5683. For compliance to IETF RFC 7252 a Device may additionally join the ‘All CoAP Nodes’ multicast groups.
- b) Clients intending to discover resources shall join the multicast groups as defined in a).
- c) Clients shall send discovery requests (GET request) to the ‘All OCF Nodes’ multicast group address with scope 2 (ff02::158) at port 5683. The requested URI shall be “/oic/res”. For

compliance to IETF RFC 7252 a Client may additionally send to the ‘All CoAP Nodes’ multicast groups.

- d) If the discovery request is intended for a specific Resource Type, the Query parameter "rt" shall be included in the request (section 6.2.1) with its value set to the desired Resource Type. Only Devices hosting the Resource Type shall respond to the discovery request.
- e) When the "rt" Query parameter is omitted, all Devices shall respond to the discovery request.
- f) Handling of multicast requests shall be as described in section 8 of IETF RFC 7252 and section 4.1 in IETF RFC 6690.
- g) Devices which receive the request shall respond using CBOR payload encoding. A Device shall indicate support for CBOR payload encoding for multicast discovery as described in section 12.4. Later versions of the specification may support alternate payload encodings (JSON, XML/EXI, etc.).

11 Functional interactions

11.1 Introduction

The functional interactions between a Client and a Server are described in section 11.2 through section 11.6 respectively. The functional interactions use CRUDN messages (section 8) and include Discovery, Notification, and Device management. These functions require support of core defined resources as defined in Table 13. More details about these resources are provided later in this section.

Table 13. List of Core Resources

Pre-defined URI	Resource Name	Resource Type	Related Functional Interaction	Mandatory
"/oic/res"	Default	"oic.wk.res"	Discovery	Yes
"/oic/p"	Platform	oic.wk.p	Discovery	Yes
/oic/d	Device	"oic.wk.d"	Discovery	Yes
(none)	Configuration	oic.wk.con	Device Management	No
"/oic/mnt"	Maintenance	"oic.wk.mnt"	Device Management	No

11.2 Onboarding, Provisioning and Configuration

Onboarding and Provisioning are fully defined by the OCF Security Specification.

Should a Device support Client update of configurable information it shall do so via exposing the Core Resource "/example/oic/con" (Table 14) in "/oic/res";

Table 14. Configuration Resource

Example URI	Resource Type Title	Resource Type ID ("rt" value)	Interfaces	Description	Related Functional Interaction
"/example/oic/con"	Device Configuration	"oic.wk.con"	"oic.if.rw"	The Resource Type through which configurable information specific to the Device is exposed.	Configuration

				The resource properties exposed in “oic.wk.con” are listed in Table 15.	
“/example/oic/con”	Platform Configuration	“oic.wk.con.p”	“oic.if.rw”	The optional Resource Type through which configurable information specific to the Platform is exposed. The resource properties exposed in “oic.wk.con.p” are listed in Table 16.	Configuration

Table 15 defines the “oic.wk.con” resource type.

Table 15. “oic.wk.con” Resource Type definition

Property title	Property name	Value type	Value rule	Unit	Access mode	Mandatory	Description
(Device) Name	n (Common Property of “/example/oic/con”)	string			R, W	yes	Human friendly name configurable by the end user (e.g. Bob's thermostat). "n" Common Property of “/example/oic/con” and "n" Common Property “/oic/d” shall have the same Value. When the "n" Common Property Value of “/example/oic/con” is modified, it shall be reflected to the "n" Common Property of “/oic/d”.
Location	loc	array of float (has two elements, the first is latitude, the second is longitude)		Degrees	R, W	no	Provides location information where available.
Location Name	locn	string			R, W	no	Human friendly name for location For example, “Living Room”.
Currency	c	string			R,W	no	Indicates the currency that is used for any monetary transactions
Region	r	string			R,W	no	Free form text Indicating the current region in which the device is located geographically. The free form text shall not start with a quote (“”).
Localized Names	ln	array			R,W	no	Human-friendly name of the Device, in one or more languages. This property is an array of objects where each object has a 'language' field (containing an IETF RFC 5646 language tag) and a 'value' field

							containing the device name in the indicated language. If this property and the Device Name (n) property are both supported, the Device Name (n) value shall be included in this array.
Default Language	dl	language-tag			R,W	no	The default language supported by the Device, specified as an IETF RFC 5646 language tag. By default, clients can treat any string property as being in this language unless the property specifies otherwise.

Table 16 defines the “oic.wk.con.p” resource type.

Table 16. “oic.wk.con.p” Resource Type definition

Property title	Property name	Value type	Value rule	Unit	Access mode	Mandatory	Description
Platform Names	mnpn	array			R,W	no	Friendly name of the Platform. This property is an array of objects where each object has a 'language' field (containing an IETF RFC 5646 language tag) and a 'value' field containing the platform friendly name in the indicated language. For example, [{"language": "en", "value": "Dave's Laptop"}]

11.3 Resource discovery

11.3.1 Introduction

Discovery is a function which enables endpoint discovery as well as resource based discovery. Endpoint discovery is described in detail in section 10. This section mainly describes the resource based discovery.

11.3.2 Resource based discovery: mechanisms

11.3.2.1 Overview

As part of discovery, a Client may find appropriate information about other OCF peers. This information could be instances of Resources, Resource Types or any other information represented in the resource model that an OCF peer would want another OCF peer to discover.

At the minimum, Resource based discovery uses the following:

- 1) A resource to enable discovery shall be defined. The representation of that resource shall contain the information that can be discovered.
- 2) The resource to enable discovery shall be specified and commonly known a-priori. A Device for hosting the resource to enable discovery shall be identified.
- 3) A mechanism and process to publish the information that needs to be discovered with the resource to enable discovery.
- 4) A mechanism and process to access and obtain the information from the resource to enable discovery. A query may be used in the request to limit the returned information.
- 5) A scope for the publication
- 6) A scope for the access.
- 7) A policy for visibility of the information.

Depending on the choice of the base aspects defined above, the Framework defines three resource based discovery mechanisms:

- Direct discovery, where the Resources are published locally at the Device hosting the resources and are discovered through peer inquiry.
- Indirect discovery, where Resources are published at a third party assisting with the discovery and peers publish and perform discovery against the resource to enable discovery on the assisting 3rd party.
- Advertisement discovery, where the resource to enable discovery is hosted local to the initiator of the discovery inquiry but remote to the Devices that are publishing discovery information.

A Device shall support direct discovery.

11.3.2.2 Direct discovery

In direct discovery,

- 1) The Device that is providing the information shall host the resource to enable discovery.
- 2) The Device publishes the information available for discovery with the local resource to enable discovery (i.e. local scope).
- 3) Clients interested in discovering information about this Device shall issue RETRIEVE requests directly to the resource. The request may be made as a unicast or multicast. The request may be generic or may be qualified or limited by using appropriate queries in the request.
- 4) The "server" Device that receives the request shall send a response with the discovered information directly back to the requesting "client" Device.
- 5) The information that is included in the request is determined by the policies set for the resource to be discovered locally on the responding Device.

11.3.2.3 Indirect discovery of Resources (resource directory based discovery)

In indirect discovery the information about the resource to be discovered is hosted on a Server that is not hosting the resource. See section 11.3.6 for details on resource directory based discovery.

In indirect discovery:

- a) The resource to be discovered is hosted on a Device that is neither the client initiating the discovery nor the Device that is providing or publishing the information to be

discovered. This Device may use the same resource to provide discovery for multiple agents looking to discover and for multiple agents with information to be discovered.

- b) The Device to be discovered or with information to discover, publishes that information with resource to be discovered on a different Device. The policies on the information shared including the lifetime/validity are specified by the publishing Device. The publishing Device may modify these policies as required.
- c) The client doing the discovery may send a unicast discovery request to the Device hosting the discovery information or send a multicast request that shall be monitored and responded to by the Device. In both cases, the Device hosting the discovery information is acting on behalf of the publishing Device.
- d) The discovery policies may be set by the Device hosting the discovery information or by the party that is publishing the information to be discovered. The discovery information that is returned in the discovery response shall adhere to the policies that are in effect at the time of the request.

11.3.2.4 Advertisement Discovery

In advertisement discovery:

- a) The resource to enable discovery is hosted local to the Device that is initiating the discovery request (client). The resource to enable discovery may be an Core Resource or discovered as part of a bootstrap.
- b) The request could be an implementation dependent lookup or be a local RETRIEVE request against the resource that enables discovery.
- c) The Device with information to be discovered shall publish the appropriate information to the resource that enables discovery.
- d) The publishing Device is responsible for the published information. The publishing Device may UPDATE the information at the resource to enable discovery based on its needs by sending additional publication requests. The policies on the information that is discovered including lifetime is determined by the publishing Device.

11.3.3 Resource based discovery: Information publication process

The mechanism to publish information with the resource to enable discovery can be done either locally or remotely. The publication process is depicted in Figure 24. The Device which has discovery information to publish shall a) either update the resource that enables discovery if hosted locally or b) issue an UPDATE request with the information to the Device which hosts the resource that enables discovery. The Device hosting the resource to enable discovery adds/updates the resource to enable discovery with the provided information and then responds to the Device which has requested the publication of the resource with an UPDATE response.

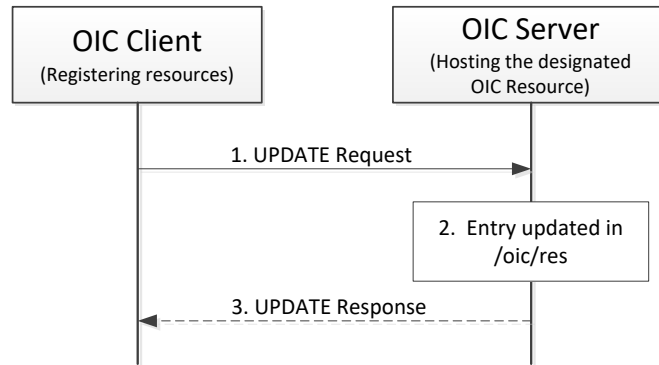


Figure 24. Resource based discovery: Information publication process

11.3.4 Resource based discovery: Finding information

The discovery process (Figure 25) is initiated as a RETRIEVE request to the resource to enable discovery. The request may be sent to a single Device (as in a Unicast) or to multiple Devices (as in Multicast). The specific mechanisms used to do Unicast or Multicast are determined by the support in the data connectivity layer. The response to the request has the information to be discovered based on the policies for that information. The policies can determine which information is shared, when and to which requesting agent. The information that can be discovered can be resources, types, configuration and many other standards of custom aspects depending on the request to appropriate resource and the form of request. Optionally the requester may narrow the information to be returned in the request using query parameters in the URI query.

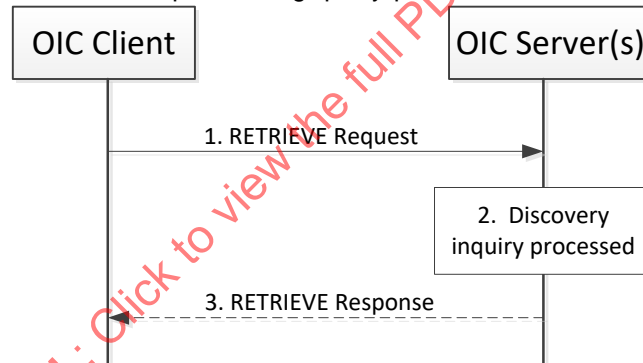


Figure 25. Resource based discovery: Finding information

Discovery Resources

Some of the Core Resources shall be implemented on all Devices to support discovery. The Core Resources that shall be implemented to support discovery are:

- “/oic/res” for discovery of resources
- “/oic/p” for discovery of platform
- “/oic/d” for discovery of device information

Details for these mandatory Core Resources are described in Table 17

Platform resource –

The OCF recognizes that more than one instance of Device may be hosted on a single platform. Clients need a way to discover and access the information on the platform. The core resource, “/oic/p” exposes platform specific properties. All instances of Device on the same Platform shall have the same values of any properties exposed (i.e. a Device may choose to expose optional properties within “/oic/p” but when exposed the value of that property should be the same as the value of that property on all other Devices on that Platform)

Device resource

The device resource shall have the pre-defined URI “/oic/d”. The resource “/oic/d” exposes the properties pertaining to a Device as defined in Table 17. The properties exposed are determined by the specific instance of Device and defined by the Resource Type(s) of “/oic/d” on that Device. Since all the Resource Types of “/oic/d” are not known a priori, the Resource Type(s) of “/oic/d” shall be determined by discovery through the core resource “/oic/res”. The device resource “/oic/d” shall have a default Resource Type that helps in bootstrapping the interactions with this device (the default type is described in Table 17.)

Protocol indication

A Device may need to support different messaging protocols depending on requirements for different application profiles. For example, the Smart Home profile may use CoAP and the Industrial profile may use DDS. To enable interoperability, a Device uses the protocol indication to indicate the transport protocols they support and can communicate over.

Table 17. Mandatory discovery Core Resources

Pre-defined URI	Resource Type Title	Resource Type ID (“rt” value)	Interfaces	Description	Related Functional Interaction
“/oic/res”	Default	“oic.wk.res”	“oic.if.ll”	The resource through which the corresponding Server is discovered and introspected for available resources. “/oic/res” shall expose the resources that are discoverable on a Device. When a Server receives a RETRIEVE request targeting “/oic/res” (e.g., “GET /oic/res”), it shall respond with the link list of all the discoverable resources of itself. The “/oic/d” and “/oic/p” are discoverable resources, hence their links are included in “/oic/res” response. The resource properties exposed by “/oic/res” are listed in Table 18.	Discovery
“/oic/p”	Platform	“oic.wk.p”	“oic.if.r”	The discoverable resource through which platform specific information is discovered. The resource properties exposed by “/oic/p” are listed in Table 21	Discovery
“/oic/d”	Device	“oic.wk.d” and/or one Device Specific Resource Type ID	“oic.if.r”	The discoverable via “/oic/res” resource which exposes properties specific to the Device instance. The resource properties exposed by “/oic/d” are listed in Table 20 “/oic/d” may have one Resource Type that is specific to the Device in addition to the default Resource Type or if present overriding the default Resource Type. The base type “oic.wk.d” defines the properties that shall be exposed by all Devices. The device specific Resource Type exposed is dependent on the class of device (e.g. air conditioner, smoke alarm); applicable values are defined by the vertical specifications.	Discovery

Table 18 defines “oic.wk.res” Resource Type.

Table 18. “oic.wk.res” Resource Type definition

Property title	Property name	Value type	Value rule	Unit	Access mode	Mandatory	Description
Name	n	string			R	no	Human-friendly name defined by the vendor
Links	links	array	See 7.8.2		R	yes	The array of Links describes the URI, supported Resource Types and interfaces, and access policy.
Messaging Protocol	mpro	SSV			R	No	String with Space Separated Values (SSV) of messaging protocols supported as a SI Number from Table 19 For example, “1 and 3” indicates that the Device supports coap and http as messaging protocols.

A Device which wants to indicate its messaging protocol capabilities may add the property ‘mpro’ in response to a request on “/oic/res”. A Device shall support CoAP based discovery as the baseline discovery mechanism (see section 10.4). A Client which sees this property in a discovery response can choose any of the supported messaging protocols for communicating with the Server for further messages. For example, if a Device supporting multiple protocols indicates it supports a value of “1 3” for the ‘mpro’ property in the discovery response, then it cannot be assumed that there is an implied ordering or priority. But a vertical service specification may choose to specify an implied ordering or priority. If the ‘mpro’ property is not present in the response, A Client shall use the default messaging protocol as specified in the vertical specification for further communication.

The “/oic/res” shall list all Resources that are indicated as discoverable (see section 11.3). Also the following architecture Resource Types shall be listed:

- Introspection resource indicated with an “rt” value of “oic.wk.introspection”
- “/oic/p” indicated with an “rt” value of “oic.wk.p”
- “/oic/d” indicated with an “rt” value of “oic.wk.d”
- “/oic/sec/doxm” indicated with an “rt” value of “oic.r.doxm”
- “/oic/sec/pstat” indicated with an “rt” value of “oic.r.pstat”

Conditionally required:

- “/oic/res” with an “rt” value of “oic.wk.res” as self-reference, on the condition that “oic/res” has to signal that it is observable by a Client.

The Introspection Resource is only applicable for Devices that host Vertical Resource Types (e.g. “oic.r.switch.binary”) or vendor-defined Resource Types. Devices that only host Resources required to onboard the Device as a Client do not have to implement the Introspection Resource.

Table 19 provides an OCF registry for protocol schemes.

Table 19. Protocol scheme registry

SI Number	Protocol
1	coap

2	coaps
3	http
4	https
5	coap+tcp
6	coaps+tcp

Note: The discovery of an endpoint used by a specific protocol is out of scope. The mechanism used by a Client to form requests in a different messaging protocol other than discovery is out of scope.

The following applies to the use of “/oic/d” as defined above:

- A vertical may choose to expose its Device Type (e.g., refrigerator or A/C) by adding the Device Type to the list of Resource Types associated with “/oic/d”.
 - For example; “rt” of “/oic/d” becomes ["oic.wk.d", "oic.d.<thing>"]; where “oic.d.<thing>” is defined in another spec such as the Smart Home vertical.
 - This implies that the properties exposed by “/oic/d” are by default the mandatory properties in Table 20.
- A vertical may choose to extend the list of properties defined by the Resource Type 'oic.wk.d'. In that case, the vertical shall assign a new Device Type specific Resource Type ID. The mandatory properties defined in Table 20 shall always be present.

Table 20 “oic.wk.d” Resource Type definition defines the base Resource Type for the “/oic/d” resource.

Table 20. “oic.wk.d” Resource Type definition

Property title	Property name	Value type	Value rule	Unit	Access mode	Mandatory	Description
(Device) Name	n	string			R	no	Human friendly name defined by the vendor.” In the presence of “n” Property of “/oic/con”, both have the same Property Value. When “n” Property Value of “/oic/con” is modified, it shall be reflected to “n” Property Value of “/oic/d”.
Spec Version	icv	string			R	yes	Spec version of the core specification this device is implemented to. The syntax is “ocf.<major>.<minor>.<sub-version>” where <major>, <minor>, and <sub-version> are the major, minor and sub-version numbers of the specification respectively. This version of the specification the string value shall be “ocf.1.0.0”.
Device ID	di	uuid			R	yes	Unique identifier for Device. This value shall be the same value (i.e. mirror) as the doxm.deviceuuid Property as defined in OCF Security. Handling privacy-sensitivity for the “di” Property, refer to section 13.8 in OCF Security.
Data Model Version	dmv	csv			R	yes	Spec version of the Resource Specification to which this device data model is implemented; if

							implemented against a Vertical specific device specification(s), then the Spec version of the vertical specification this device model is implemented to. The syntax is a comma separated list of " <res>.<major>.<minor>.<sub-version> or <vertical>.<major>.<minor>.<sub-version>. <res> is the string "ocf.res" and <vertical> is the name of the vertical defined in the Vertical specific resource specification. The <major>, <minor>, and <sub-version> are the major, minor and sub-version numbers of the specification respectively. This version of the specification one entry in the csv string shall be "ocf.res.1.0.0". Another entry in the csv shall be the vertical(s) being (e.g. "ocf.sh.1.0.0"). This value may be extended by the vendor. The syntax for extending this value, as a comma separated entry, by the vendor shall be by adding x.<Domain_Name>.<vendor_string>. For example "ocf.res.1.0.0, ocf.sh.1.0.0, x.com.example.string". The order of the values in the comma separated string can be in any order (i.e. no prescribed order). This property shall not exceed 256 octets.
Protocol Independent ID	piid	UUID			R	yes	A unique and immutable Device identifier. A Client can detect that a single Device supports multiple communication protocols if it discovers that the Device uses a single Protocol Independent ID value for all the protocols it supports. Handling privacy-sensitivity for the "piid" Property, refer to section 13.8 in OCF Security.
Localized Descriptions	ld	array			R	no	Detailed description of the Device, in one or more languages. This property is an array of objects where each object has a 'language' field (containing an IETF RFC 5646 language tag) and a 'value' field containing the device description in the indicated language.
Software Version	sv	string			R	no	Version of the device software.
Manufacturer Name	dmn	array			R	no	Name of manufacturer of the Device, in one or more languages. This property is an array of objects where each object has a 'language' field (containing an IETF RFC 5646 language tag) and a 'value' field containing the manufacturer name in the indicated language.
Model Number	dmno	string			R	no	Model number as designated by manufacturer.

The additional Resource Type(s) of the “/oic/d” resource are defined by the vertical specification.

Table 21 defines “oic.wk.p” Resource Type.

Table 21. “oic.wk.p” Resource Type definition

Property title	Property name	Value type	Value rule	Unit	Access mode	Mandatory	Description
Platform ID	pi	string			R	yes	Unique identifier for the physical platform (UIUID); this shall be a UUID in accordance with IETF RFC 4122. It is recommended that the UUID be created using the random generation scheme (version 4 UUID) specific in the RFC. Handling privacy-sensitivity for the “pi” Property, refer to section 13.8 in OCF Security.
Manufacturer Name	mnmn	string			R	yes	Name of manufacturer
Manufacturer Details Link	mnml	uri			R	no	Reference to manufacturer, represented as a URI
Model Number	mnmo	string			R	no	Model number as designated by manufacturer
Date of Manufacture	mndt	date		Time (show RFC)	R	no	Manufacturing date of Platform.
Platform Version	mnpv	string			R	no	Version of platform – string (defined by manufacturer)
OS Version	mnos	string			R	no	Version of platform resident OS – string (defined by manufacturer)
Hardware Version	mnhw	string			R	no	Version of platform hardware
Firmware version	mnfv	string			R	no	Version of Platform firmware
Support link	mnsl	uri			R	no	URI that points to support information from manufacturer
SystemTime	st	date-time			R	no	Reference time for the Platform.

Vendor ID	vid	string			R	no	Vendor defined string for the platform. The string is freeform and up to the vendor on what text to populate it.
-----------	-----	--------	--	--	---	----	------------------------------------------------------------------------------------------------------------------

Composite Device

A physical device may be modelled as a single device or as a composition of other devices. For example a refrigerator may be modelled as a composition, as such part of its definition of may include a sub-tending thermostat device which itself may be composed of a sub-tending thermometer device.

There may be more than one way to model a server as a composition. One example method would be to have Platform which represents the composite device to have more than one instance of a Device on the Platform. Each Device instance represents one of the distinct devices in the composition. Each instance of Device may itself have or host multiple instances of other resources.

An implementation irrespective of how it is composed shall only expose a single instance of “/oic/d” with an ‘rt’ of choice for each logical Server.

Thus, for the above refrigerator example if modeled as a single Server; “/oic/res” would expose “/oic/d” with a Resource Type name appropriate to a refrigerator. The sub-tending thermostat and thermometer devices would be exposed simply as instances of a resource with a device appropriate Resource Type with an associated URI assigned by the implementation; e.g., /MyHost/MyRefrigerator/Thermostat and /MyHost/MyRefrigerator/Thermostat/Thermometer.

11.3.5 Resource discovery using “/oic/res”

Discovery using “/oic/res” is the default discovery mechanism that shall be supported by all Devices as follows:

- a) Every Device updates its local “/oic/res” with the resources that are discoverable (see section 7.3.2.2). Every time a new resource is instantiated on the Device and if that resource is discoverable by a remote Device then that resource is published with the “/oic/res” resource that is local to the Device (as the instantiated resource).
- b) A Device wanting to discover resources or Resource Types on one or more remote Devices makes a RETRIEVE request to the “/oic/res” on the remote Devices. This request may be sent multicast (default) or unicast if only a specific host is to be probed. The RETRIEVE request may optionally be restricted using appropriate clauses in the query portion of the request. Queries may select based on Resource Types, interfaces, or properties.
- c) The query applies to the representation of the resources. “/oic/res” is the only resource whose representation has “rt”. So “/oic/res” is the only resource that can be used for Multicast discovery at the transport protocol layer.
- d) The Device receiving the RETRIEVE request responds with a list of resources, the Resource Type of each of the resources and the interfaces that each resource supports. Additionally, information on the policies active on the resource can also be sent. The policy supported includes observability and discoverability. (More details below)
- e) The receiving Device may do a deeper discovery based on the resources returned in the request to “/oic/res”.

The information that is returned on discovery against “/oic/res” is at the minimum:

- The URI (relative or fully qualified URL) of the resource
- The Resource Type(s) of each resource. More than one Resource Type may be returned if the resource enables more than one type. To access resources of multiple types, the specific Resource Type that is targeted shall be specified in the request.
- The Interfaces supported by that Resource. Multiple interfaces may be returned. To access a specific interface that interface shall be specified in the request. If the interface is not specified, then the Default Interface is assumed.

Different “/oic/res” responses are returned according to requesting Clients, which indicate their preference with Content Format in Accept Option. OCF 1.0 Clients request with the Content Format of “application/vnd.ocf+cbor”, whereas the absence of that Content Format (i.e.”application/vnd.ocf+cbor”) indicates OIC 1.1 Clients.

For OIC 1.1 Clients, “/oic/res” response shall use “sec” and “port” to provide the information for an encrypted connection.

For OCF 1.0 Clients, “/oic/res” response only includes the “array of Links to conform to IETF RFC 6690. Each Link shall use “eps” Parameter to provide the information for an encrypted connection and carry “anchor” of the value OCF URI where the authority component of <deviceID> indicates the Device hosting the target Resource.

The JSON schemas for discovery using “/oic/res” are described in D.10. Also refer to Section 10 (Endpoint Discovery) for details of Multicast discovery using “/oic/res” on a CoAP transport.

For example, a Light device might return the following to OIC 1.1 clients:

```
[
  {
    "di": "e61c3e6b-9c54-4b81-8ce5-f9039c1d04d9",
    "links": [
      {
        "href": "coaps://[fe80::b1d6]:44444/oic/res",
        "rel": "self",
        "rt": ["oic.wk.res"],
        "if": ["oic.if.l1", "oic.if.baseline"],
        "p": {"bm": 3}
      },
      {
        "href": "/oic/p",
        "rt": ["oic.wk.p"],
        "if": ["oic.if.r", "oic.if.baseline"],
        "p": {"bm": 3, "sec": true, "port": 11111}
      },
      {
        "href": "/oic/d",
        "rt": ["oic.wk.d", "oic.d.light"],
        "if": ["oic.if.r", "oic.if.baseline"],
        "p": {"bm": 3, "sec": true, "port": 11111}
      },
      {
        "href": "/myLight",
        "rt": ["oic.r.switch.binary"],
        "if": ["oic.if.a", "oic.if.baseline"],
        "p": {"bm": 3, "sec": true, "port": 11111}
      }
    ]
  }
]
```

The light device might return the following to clients that request with the Content Format of "application/vnd.ocf+cbor" in Accept Option:

```
[
  {
    "href": "/oic/res",
    "anchor": "ocf://dc70373c-1e8d-4fb3-962e-017eaa863989/oic/res",
    "rel": "self",
    "rt": ["oic.wk.res"],
    "if": ["oic.if.ll", "oic.if.baseline"],
    "p": {"bm": 3},
    "eps": [{"ep": "coap://[fe80::b1d6]:44444"}]
  },
  {
    "href": "/oic/p",
    "anchor": "ocf://dc70373c-1e8d-4fb3-962e-017eaa863989",
    "rt": ["oic.wk.p"],
    "if": ["oic.if.r", "oic.if.baseline"],
    "p": {"bm": 3},
    "eps": [{"ep": "coap://[fe80::b1d6]:44444"},
             {"ep": "coaps://[fe80::b1d6]:11111"}]
  },
  {
    "href": "/oic/d",
    "anchor": "ocf://dc70373c-1e8d-4fb3-962e-017eaa863989",
    "rt": ["oic.wk.d", "oic.d.light"],
    "if": ["oic.if.r", "oic.if.baseline"],
    "p": {"bm": 3},
    "eps": [{"ep": "coap://[fe80::b1d6]:44444"},
             {"ep": "coaps://[fe80::b1d6]:11111"}]
  },
  {
    "href": "/myLight",
    "anchor": "ocf://dc70373c-1e8d-4fb3-962e-017eaa863989",
    "rt": ["oic.r.switch.binary"],
    "if": ["oic.if.a", "oic.if.baseline"],
    "p": {"bm": 3},
    "eps": [{"ep": "coap://[fe80::b1d6]:44444"},
             {"ep": "coaps://[fe80::b1d6]:11111"}]
  }
]
```

After performing discovery using "/oic/res", Clients may discover additional details about Server by performing discovery using "/oic/p", /oic/rt etc. If a Client already knows about Server it may discover using other resources without going through the discovery of "/oic/res".

11.3.6 Resource directory (RD) based discovery

11.3.6.1 Introduction

11.3.6.1.1 Indirect discovery for lookup of the resources

Direct discovery is the mechanism used currently to find resources in the network. When needed, resources are queried at a particular node directly or a multicast packet is sent to all nodes. Each queried node responds directly with its discoverable resources to the discovering device. Resources available locally are registered on the same device.

In some situations, one of the other mechanisms described in section 11.3.2.3, called indirect discovery, may be required. Indirect discovery is when a 3rd party device, other than the

discovering device and the discovered device, assists with the discovery process. The 3rd party only provides information on resources on behalf of another device but does not host resources on part of that device.

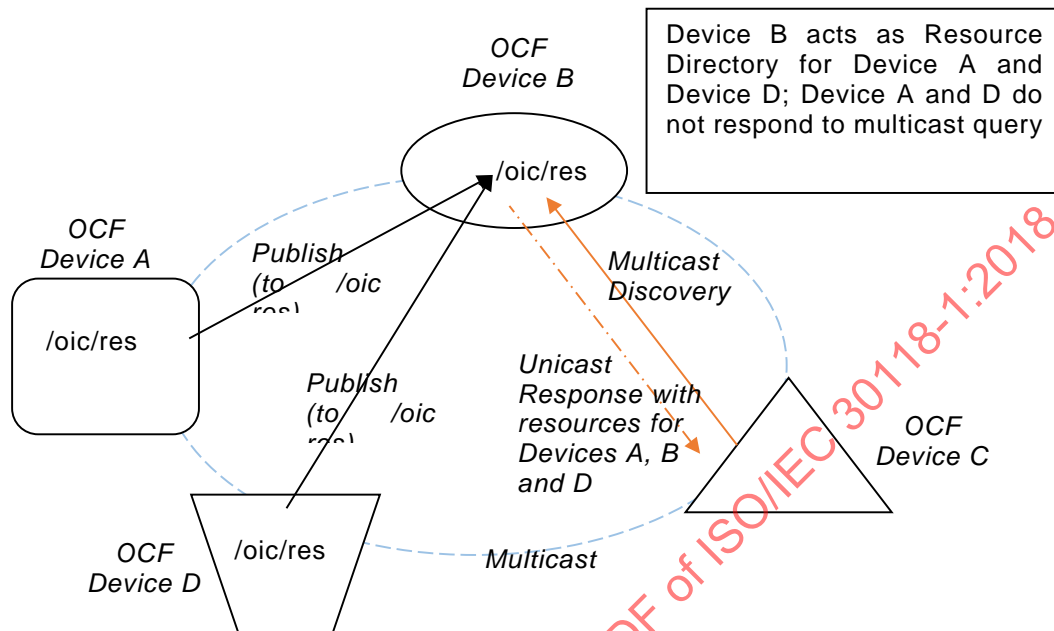


Figure 26. Indirect discovery of resource by resource directory

Indirect discovery is useful for a resource constrained device that needs to sleep to manage power and cannot process every discovery request, or when devices may not be on the same network and requires optimization for discovery. Once resources are discovered using indirect discovery then the access to the resource is done by a request directly to the Device that hosts that resource.

11.3.6.1.2 Resource directory

A resource directory (RD) is a Device that assists with indirect discovery. A Device which acts as an RD will be involved in the following operations.

- **RD discovery** – the procedure with which OCF Devices discover an RD and acquire the criteria to select one among multiple RDs.
- **Resource publish** – the procedures with which OCF Devices publish their Resource information, i.e. Links, subsequently update the published Links or deletes the ones.
- **Resource exposure** – the feature with which RDs expose the Links hosted by the 3rd party Devices via their "/oic/res".

For the above, RDs make use of a core Resource Type "/oic/rd" i.e., "oic.wk.rd" defined in Table 22 and Table 23. A Device exposes "oic.wk.rd" in its "/oic/res" to announce that it serves as an RD along with selection criteria. A publishing Device can send POST request to "/oic/rd" with its Links in the payload to publish or update the Links in "/oic/res" of the RD. Also the publishing Device can send DELETE request to "/oic/rd" to delete the existing Links from "/oic/res" of the RD.

Table 22. "oic.wk.rd" Resource Type definition

Pre-defined URI	Resource Type Title	Resource Type ID ("rt" value)	Interfaces	Description	Related Functional Interaction
-----------------	---------------------	-------------------------------	------------	-------------	--------------------------------

"/oic/rd"	Resource directory	"oic.wk.rd"	"oic.if.baseline"	<p>The discoverable Resource Type through which an RD 1) facilitates its discovery and provides the criteria to select an RD and 2) allows OCF Devices to publish, update and delete their Links in "/oic/res" of the RD.</p> <p>A Device can find the presence of "oic.wk.rd" to discover an RD, then sends GET request to "/oic/rd" to acquire the selection criteria. An OCF Device can send POST request with Links in its payload to expose those Links in "/oic/res" of the RD. Also OCF Device can send DELTE request with suitable query (e.g. "di" or "ins") to remove its Links from "/oic/res" of the RD.</p>	Discovery
-----------	--------------------	-------------	-------------------	--------------------------------------------------------------------------------------------------------------------------------------------------------------------------------------------------------------------------------------------------------------------------------------------------------------------------------------------------------------------------------------------------------------------------------------------------------------------------------------------------------------------------------------------------------------------------------------------------------------------------	-----------

Table 23. "oic.wk.rd" Properties

Property title	Property name	Value type	Value rule	Unit	Access mode	Mandatory	Description
Selector	sel	Integer or JSON Object			R	yes	Provides the criteria for RD selection. Either JSON Object describing the selection criteria (e.g. Power) specified in 11.3.6.2.2.1 or an integer representing a bias factor calculated by RD. The value is in the range of 0 to 100 - 0 implies that RD is not to be selected. Client chooses RD with highest bias factor or randomly between RDs that have same bias factor.

A RD can be queried at its "/oic/res" resource to find resources hosted on other Devices. These Devices can be sleepy nodes or any other device that cannot or may not respond to discovery requests. Device can publish all or partial list of resources they host to a RD. The RD then responds to queries for Resource discovery on behalf of the publishing Device (for example: when a Device may go to sleep). For general Resource discovery, the RD behaves like any other Server in responding to requests to "/oic/res".

Any Device that serves or acts as a RD shall expose a well-known resource "/oic/rd". The Devices that want to discover RDs shall use this resource and one of the Resource discovery mechanisms to discover the RD and get the parameters of the RD. The information discovered through this resource shall be used to select the appropriate RD to use for resource publication. The bias information includes the following criteria: power source (AC, battery powered or safe/reliable), connectivity (wireless, wired), CPU, memory, load statistics (processing publishing to 100. Optionally, the RD may also return a context - the value which shall be a string and semantics of the context are not discussed in this document but it is expected that the context will be used to establish a domain, region or some such scope that is meaningful to the application, deployment or usage.

Using these criteria or the bias factor, the Device should select one RD (per context) to publish its resources. A context describes the state of an OCF Device with respect to Resource discovery. A context is usually determined at deployment and from application requirements. An example of a context could be a multicast group- a Device that is a member of more than one multicast group may have to find and select a RD in each of the multicast groups (i.e. per context) to publish its information.

This remainder of this section is divided into three parts. The first part covers “RD Discovery” (section 11.3.6.2.2), i.e., discovering and selecting of the RD. The second part “Resource publish” (section), i.e., publishing, updating and deleting of resources for the constrained/sleepy device. The third part “Resource exposure” (section) where RD replies to queries from devices looking to discover resources.

11.3.6.2 RD discovery

11.3.6.2.1 Discovering a resource directory

An RD in the OCF network shall support RD discovery, shall provide the facility to allow devices to publish their resource information to a RD, to update resource information in an RD and to delete resource information from an RD.

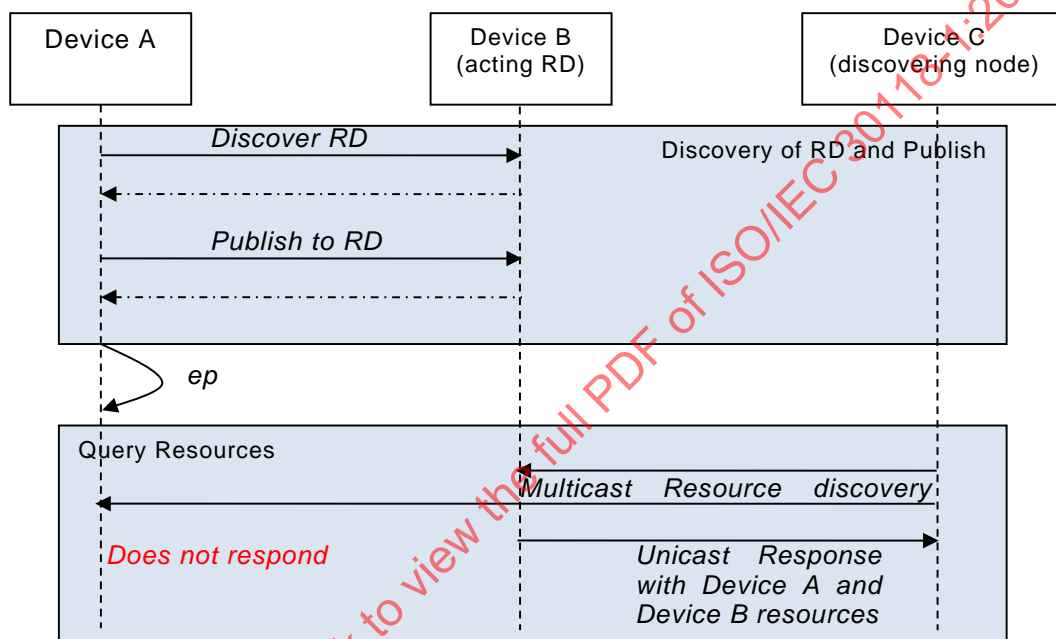


Figure 27. RD discovery and RD supported query of resources support

As shown in Figure 27, the Device that wishes to advertise its resources: first discovers a resource directory and then publishes the desired resource information. Once a set of resources have been published to an RD then the publishing device should not respond to multicast Resource discovery queries for those published resources when the RD is on the same multicast domain. In that case, only the RD should respond to multicast Resource discovery requests on the resource published to it.

An OCF network allows for more than one device acting as an RD. The reason to have multiple RD support is to make network scalable, handle network failures and centralized device failure bottleneck. This does not preclude a scenario where a use case or deployment environment may require single device in the environment to be deployed as the only resource directory (e.g. gateway model). There may be more than one Device acting as RD on a Platform.

Discovering of an RD may result in responses from more than one RD. The discovering device shall select an RD. The selection may be based on the weightage parameter(s) provided in the response from the RD.

An RD will be application agnostic i.e., application should not be aware whether resource directory was queried to get the resource information. All the handling of the retrieval is kept opaque to the

application. A Client that performs Resource discovery uses an RD just like it may use any other Server for discovery. It may send a unicast request to the RD when it needs only the resource advertised on the RD or do a multicast query when it does not require or have explicit knowledge of an RD.

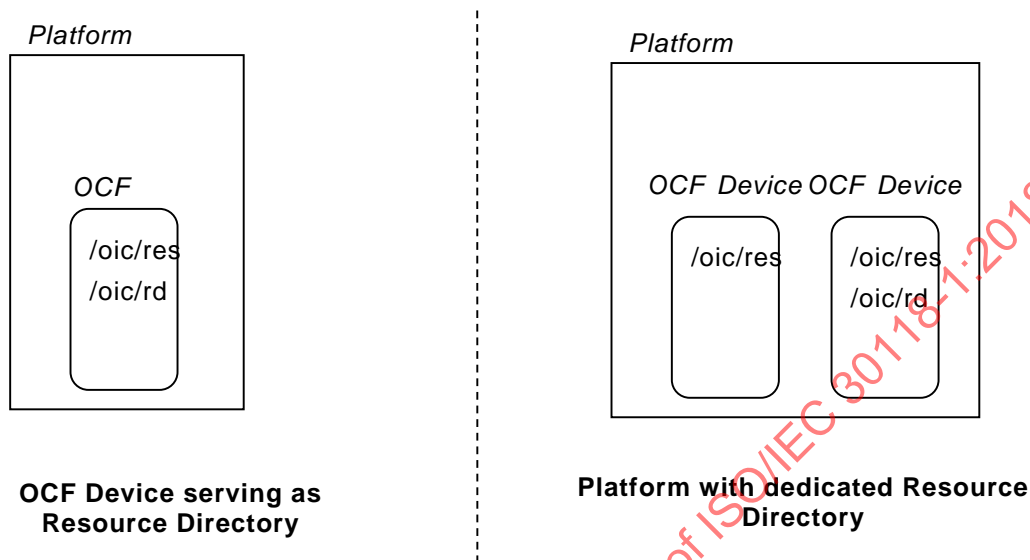


Figure 28. Resource Direction Deployment Scenarios

RD can also be discovered in the following manners:

- **Pre-configuration:** Devices wishing to publish resource information may be configured a priori with the information (e.g. IP address, port, transport etc.) of a specific resource directory. This pre-configuration may be done at onboarding or may be updated on the device using an out-of-band method. This pre-configuration may be done by the manufacturer or by the user/device manager.
- **Query-oriented:** A Client wanting to discover resource directories using query-oriented discovery (i.e. pull) can issue a multicast Resource discovery request for "/oic/res?rt=oic.wk.rd". Only and all Devices that can be an RD will respond to this query. The "/oic/rd" response shall include information about the RD i.e., the presence of "oic.wk.rd" Link (as defined by the Resource Type) and subsequent query to "/oic/rd" would produce weightage parameters to allow the discovering device to select between RDs (see details in RD selection section). The "oic.wk.rd" resource shall be instantiated on the OCF Devices acting as a resource directory. The "oic.wk.rd" schema is as defined in D.14.
- **Advertisement:** An RD may advertise about itself to devices. It is an advertisement packet. The devices that are already publishing to a RD may use this as a heartbeat message of the RD. If the RD advertisement does not arrive at a stipulated interval, publishing device starts searching for other RDs in the network, as this is a signal that RD is not online. Other usage of this message is it serves as an advertisement for a device seeking a RD to publish their resources. The details from the advertisement can then be used to query directly to a RD to get weightage details instead of sending a multicast packet in a network. As it is intended this is sent at a regular interval and does not include weightage information to keep packet sizes small. Further details may be presented in the later version of this specification.
- One of the important benefits of an RD is to make services discoverable in networks that don't support site wide multicast but do support site wide routing. An example of such a network is Homenet. To enable an RD function across such a network a site discovery mechanism is needed to discover the RD service (IP address & port number). In order to make itself

discoverable beyond the link local scope, an RD with a routable ip address should implement the mDNS responder requirements defined in IETF RFC 6762. Further details for such an operation may be specified in a later version of this specification, when the needs arise.

11.3.6.2.2 RD selection process

11.3.6.2.2.1 Selection criteria

When a device discovers more than one RD then it should decide to use one of these RDs based on the selection criteria described here. A device should use or publish information to only one RD within a multicast domain at a given time. This is to minimize the burden of processing duplicate information in the Resource discovery phase.

There two ways to select an RD. One is based on a bias factor (RD generated) and the other is based on clients determination based on granular parameters provided by the server (client/device generated). Devices may use one or both methods to select an RD.

Bias factor: The bias factor is a server generated positive number in the range of 0 to 100, where 0 is the lowest to 100 being the highest. If two RDs have the same bias factor then the selecting device may choose either based auxiliary criteria or at random. Either way only one RD should be selected and used at a time. No specific method is defined in this specification to determine the bias factor for an RD. The number may be a pre-configured value at the time of onboarding or subsequent configuration of the RD or may be based on a formula determined by the implementation of the RD. (OCF may provide a standard formula for this calculation in a future version or release of this specification, if the needs arise).

The bias factor can be calculated by the RD by adding the contribution values determined for each of the parameters in Table 24 and divided by the number of parameters. An RD may advertise a bias factor larger than the calculated value when there is reason to believe that the RD is highly capable for example an installed service provider gateway.

Parameters: Optionally, parameters defined in Table 24 (like direct power supply, network connectivity, load conditions, CPU power, memory, etc.) may be returned in the "/oic/rd" discovery response. Discovering device may use the details to make granular selection decisions based on client defined policies and criteria that use the RD parameters. For example, a device in an industrial deployment may not weight power connectivity high but another in home environments may give more weightage for power.

Table 24: Selection parameters

Parameter	Values (Contribution)	Description
Power	Safe (100) AC (70) Batt (40)	<ul style="list-style-type: none"> Safe implies that the power supply is reliable and is backed up with battery for power outages etc. Implementation may lower the number for Batt based on the type of battery the RD device runs on. If battery conservation is important then this number should be lowered.
Mobility	Fixed (100) Mobile (50)	<ul style="list-style-type: none"> Implementation may further grade the mobility number based on how mobile the RD device is; lower number for highly mobile and larger numbers for limited mobility The mobility number shall not be larger than 80
Network Product	Type: <ul style="list-style-type: none"> Wired (10) Wireless (4) Bandwidth: <ul style="list-style-type: none"> High (10) Low (5) 	<ul style="list-style-type: none"> Network product = [sum of (type * bandwidth per network interface)]/[number of interfaces] Normalized to 100

	<ul style="list-style-type: none"> Lossy (3) Interfaces 	
Memory Factor	Available Total	<ul style="list-style-type: none"> Memory is the volatile or non-volatile storage used to store the resource information Memory Factor = [Available]/[Total] Normalized to 100 (i.e. expressed as percentage)
Request Load Factor	1-minute 5-minute 15-minutes	<ul style="list-style-type: none"> Current request loading of the RD Similar to UNIX load factor (using observable, pending and processing requests instead of runnable processes) Expressed as a load factor 3-tuple (up to two decimal points each). Factor is based on request processed in a 1-minute (L1), 5-minute (L5) and 15-minute (L15) windows See http://www.teamquest.com/import/pdfs/whitepaper/ldavgr1.pdf Factor = $100 - ((L1*3 + L5*7 + L15*10)/3)$

11.3.6.2.2.2 Selection scenarios

The device that wants to use an RD will find zero or more RDs on the network. After discovering the RDs, the device needs to select an RD of all found RDs on the network. The selection based on the bias factor will ensure that a Device can judge if the found RD is suitable for its needs.

The following situation can occur during the selection of an RD:

- 1) A single or multiple RDs are present in the network
- 2) No RD is present in the network
- 3) an additional RD arrives on the network

In the first scenario the RDs are already present. If a single RD is detected then that RD can be used. When multiple RDs are detected the Device uses the bias information to select the RD.

In the second scenario, device will listen to the advertisement of the devices that hosts the RDs. Once an RD advertisement packet is received it judges if the bias criteria are met and starts using the RDs.

In the third scenario the Device has already published its resources to an existing RD. In this scenario it discovers a new RD on the network.

After judging the bias factor the Device may choose to move to the new RD. If the decision is made to select the new RD, the then Device should delete its resource information from the current used RD and then after removal publish the information to the new RD. During the transition period the Device itself should respond to Resource discovery requests.

11.3.6.3 Resource publish

11.3.6.3.1 Publish resources

11.3.6.3.1.1 Overview

After the selection process of an RD, a device may choose one of the following mechanisms:

- Push its resources information to the selected RD or
- Request the RD to pull the resource information by doing a unicast discovery request against its "/oic/res"

The publishing device may decide to publish all resources or few resources on the resource directory. The publishing device shall only publish resources that are otherwise published to its own "/oic/res". A publishing device may respond to discovery requests (on its "/oic/res" resource) for the resources it does not publish to a RD. Nonetheless, it is highly recommended that when an RD is used, all discoverable resources on the publisher be published to the RD.

11.3.6.3.1.2 Publish: Push resource information

Resource information is published using an UPDATE operation to "/oic/rd" with "rt" query of "?rt=oic.wk.rdpub" and the "oic.if.baseline" interface.

A Device, which hosts a Resource, can publish the Resource information, i.e. the Link targeting the Resource, to an RD by sending a POST request with the Link in the payload. The published Link will be exposed through the "/oic/res" of the RD.

When a Device first publishes a Link or Links, it sends a POST request to "/oic/rd" Resource including the following key-value pairs in the payload

- **di** – as its value, a unique identifier for the publishing Device, i.e. its device ID.
- **links** – as its value, the array of Links to be published. Links may not include "ins" Parameter.
- **ttl** – as its value, the time to indicate the RD how long to keep this published item. After this time (in seconds) elapses, the RD invalidates the links. To keep link alive the publishing device updates the ttl using the update schema.

Take notice that the payload shall carries the appropriate Content-Format of "application/vnd.ocf+cbor".

```

{
  "di": "e61c3e6b-9c54-4b81-8ce5-f9039c1d04d9",
  "links": [
    {
      "anchor": "ocf://e61c3e6b-9c54-4b81-8ce5-f9039c1d04d9",
      "href": "/myLightSwitch",
      "rt": ["oic.r.switch.binary"],
      "if": ["oic.if.a", "oic.if.baseline"],
      "p": {"bm": 3},
      "eps": [
        {"ep": "coaps://[fe80::b1d6]:1111", "pri": 2},
        {"ep": "coaps://[fe80::b1d6]:1122"},
        {"ep": "coaps+tcp://[2001:db8:a::123]:2222", "pri": 3}
      ]
    },
    {
      "anchor": "ocf://e61c3e6b-9c54-4b81-8ce5-f9039c1d04d9",
      "href": "/myLightBrightness",
      "rt": ["oic.r.brightness"],
      "if": ["oic.if.a", "oic.if.baseline"],
      "p": {"bm": 3},
    }
  ]
}

```

```

        "eps": [
            {"ep": "coaps://[[2001:db8:a::123]:2222"}
        ]
    },
    "ttl": 600
}

```

Figure 29. Example of POST request payload

When an RD receives the POST request, it determines whether to grant the request or not. Upon granting the request, for each Link to be published, the RD assigns a unique instance value identifying the Link among all the Links it advertises and includes the identifying value in "ins" Parameter of the Link. The RD may use the "ins" value which the publishing Device includes in the POST request payload as long as the "ins" value doesn't match with any existing "ins" value in the published Link. The RD adds the new Links to its "/oic/res" and exposes them to a valid discovery query, i.e. GET request.

The RD sends back the POST response to the Publishing Device with the same payload as in the matching POST request with possible differences of 1) "ins" inclusion in each Link and 2) different "ttl" value. Take notice that each published Link in RD response payload shall carry "ins" Parameter to provide the publishing Device of the identifier with which it can further UPDATE or DELETE the Link.

```

{
    "di": "e61c3e6b-9c54-4b81-8ce5-f9039c1d04d9",
    "links": [
        {
            "anchor": "ocf://e61c3e6b-9c54-4b81-8ce5-f9039c1d04d9",
            "href": "/myLightSwitch",
            "rt": ["oic.r.switch.binary"],
            "if": ["oic.if.a", "oic.if.baseline"],
            "p": {"bm": 3},
            "eps": [
                {"ep": "coaps://[fe80::b1d6]:1111", "pri": 2},
                {"ep": "coaps://[fe80::b1d6]:1122"},
                {"ep": "coaps+tcp://[2001:db8:a::123]:2222", "pri": 3}
            ],
            "ins": "11235"
        },
        {
            "anchor": "ocf://e61c3e6b-9c54-4b81-8ce5-f9039c1d04d9",
            "href": "/myLightBrightness",
            "rt": ["oic.r.brightness"],

```

```

    "if":    ["oic.if.a", "oic.if.baseline"],
    "p":    {"bm": 3},
    "eps":  [
      {"ep": "coaps://[[2001:db8:a::123]:2222"}
    ],
    "ins":  "112358"
  }
],
"ttl": 600
}

```

Figure 30. Example of POST response payload

Once a publishing device has published resources to an RD, it may not respond to the multicast discovery queries for the same resources against its own "/oic/res", especially when on the same multicast domain as the RD. After publishing resources, primarily it is an RD responsibility to reply to the queries for the published resources.

If the publishing device is in sleep mode and an RD has replied on behalf of the publishing device, then a discovering device will try to access resource on the provided URI.

There is another possibility that the resource directory and the publishing device both respond to the multicast query from the discovering device. This will create a duplication of the information but is an alternate that may be used for non-robust network. It is not a recommended option but for industrial scenarios, this is one of the possibilities. Either way, discovering clients shall always be prepared to process duplicate information in responses to multicast discovery request. The "/oic/rd" schema is as defined in D.14 to specify publishing to the "/oic/rd" Resource.

11.3.6.3.2 Update resource information

An RD will hold the published Link till the time specified in the ttl field. A publishing Device can send update if it seeks the RD to keep holding the Link or modify the published Link (e.g. changing Endpoint information). UPDATE can be used for updating about all resources that are published on an RD or per resource published.

UPDATEs in CoAP are done using the same POST request to "oic/rd". POST request message will be of the same payload format but the each Link to be modified shall include the "ins" Parameter which the RD previously provided in POST response message.

Upon granting the request, the RD reflects the change to the Link in its "/oic/res" and sends back the POST response of the same format as the initial publishing.

11.3.6.3.3 Delete resource information

A resource information hold at the resource directory can be removed anytime by the publishing device. It can be either for the whole device information or for a particular resource. This request should be only allowed when device meets a certain requirement, as it can create potential security issue.

A publishing Device can delete published Link or Links from an RD by sending a DELETE request with the query "di" or "ins" indicating the Links to be deleted.

- **di** – This is used to determine which set of links to delete. (Need authentication to ensure that there is no spoofing). It's the form of di=value, where value is a device ID indicating the Device

to operate on. When present, the entire set of links corresponding to the device ID is deleted, i.e. the Links published by the publishing Device with the same device ID are deleted.

- **ins** – Instance of the Link to delete. Value of parameter is a string indicating the instance to be deleted. When present, the Link with the same instance value is deleted.

```
DELETE /oic/rd?di=0685B960-736F-46F7-BEC0-9E6CBD671ADC1
DELETE /oic/rd?ins=20
```

Figure 31. Example of DELETE request with "di" or "ins" query

When a publishing Device wants to remove published Link or Links from an RD, it sends DELETE request with "di" or "ins" indicating the Links to be removed. Upon granting the request, the RD removes the identified Links and sends back the DELETE response.

Selective deletion of information for individual resources is not possible the case where the RD pull the resource information due to the absence of "ins" value. The publishing device can request a delete but only for all the resource information that the RD has pulled from that device. In this case, the DELETE request has the device ID "di" in the query.

11.3.6.3.4 Transfer resource information from one RD to another

When a publishing device identifies an RD that is better suited, it may decide to publish to that RD. Since the device should publish to only one RD at a time, the client should ensure that previously published information is deleted from the currently used RD before publishing to the newly selected RD. The deletion of the resource may be done either by allowing the TTL to expire or explicitly deleting the resource information.

RDs shall not transfer Resource information between themselves. It is the Client's responsibility to choose the RD and to manage the published Resources.

11.3.6.4 Resource exposure

11.3.6.4.1 "/oic/res" and retrieving of the resources

The "/oic/res" based discovery process remains the same as that in the absence of an RD. Resources may be discovered by retrieving the "/oic/res" resource by sending a multicast or unicast request. In the case of a multicast discovery request, an RD will respond for the device that hosts the resources. Clients shall be prepared to process duplicate resource information from more than one RD responding with the same information or from an RD and the hosting device (publishing the resource information) both responding to the request. Interaction with resources discovered using the RD is done using the same mechanism and methods as with resources discovered by retrieving the "/oic/res" resource of the device hosting the resources (e.g., connect to the resource and perform CRUDN operations on the resource).

Resource Directory provides different "/oic/res" response according to requesting Clients, which indicate their preference with content format. OCF 1.0 Clients request with the "Content-Format" of "application/vnd.ocf+cbor", whereas the absence of the Content-Format indicates OIC 1.1 Clients.

For OIC 1.1 Clients, "/oic/res" response includes to OIC 1.1 Link and anchor parameter has transfer protocol URI (e.g. coap URI), if present. The Resources hosted by the same Device are grouped together within a single JSON Object with "di" indicating the hosting Device. The Resources belonging to the responding RD may omit "anchor" parameter. However, the Resources of other Devices shall include "anchor" parameter when "rel" value is "hosts" and its "href" value should be (fully qualified) transfer protocol URI with IP address and port number as its authority component (e.g., coaps://[2001:db8:b::c2e5]:22222/myLightSwitch) .

For example, a Resource Directory might return the following to OIC 1.1 clients:

```

[
  {
    "di": "88b7c7f0-4b51-4e0a-9faa-cfb439fd7f49",
    "links": [
      {
        "href": "/oic/res",
        "rel": "self",
        "rt": ["oic.wk.res"],
        "if": ["oic.if.ll", "oic.if.baseline"],
        "p": {"bm": 3, "sec": false, "port": 33333}
      },
      {
        "href": "/oic/d",
        "rt": ["oic.wk.d", "oic.d.fan"],
        "if": ["oic.if.r", "oic.if.baseline"],
        "p": {"bm": 3, "sec": false, "port": 33333}
      },
      {
        "href": "/oic/p",
        "rt": ["oic.wk.p"],
        "if": ["oic.if.r", "oic.if.baseline"],
        "p": {"bm": 3, "sec": true, "port": 33333}
      },
      {
        "href": "/myFanIntrospection",
        "rt": ["oic.wk.introspection"],
        "if": ["oic.if.r", "oic.if.baseline"],
        "p": {"bm": 3, "sec": true, "port": 33333}
      },
      {
        "href": "/oic/rd",
        "rt": ["oic.wk.rd"],
        "if": ["oic.if.baseline"],
        "p": {"bm": 3, "sec": true, "port": 33333}
      },
      {
        "href": "/myFanSwitch",
        "rt": ["oic.r.switch.binary"],
        "if": ["oic.if.a", "oic.if.baseline"],
        "p": {"bm": 3, "sec": true, "port": 33333}
      },
      {
        "href": "/oic/sec/doxm",
        "rt": ["oic.r.doxm"],
        "if": ["oic.if.baseline"],
        "p": {"bm": 1, "sec": false, "port": 33333}
      },
      {
        "href": "/oic/sec/pstat",
        "rt": ["oic.r.pstat"],
        "if": ["oic.if.baseline"],
        "p": {"bm": 1, "sec": true, "port": 33333}
      },
      {
        "href": "/oic/sec/cred",
        "rt": ["oic.r.cred"],
        "if": ["oic.if.baseline"],
        "p": {"bm": 1, "sec": true, "port": 33333}
      },
      {
        "href": "/oic/sec/acl2",
        "rt": ["oic.r.acl2"],
        "if": ["oic.if.baseline"],

```

```

    "p": {"bm": 1, "sec": true, "port": 33333}
  }
]
},
{
  "di": "dc70373c-1e8d-4fb3-962e-017eaa863989",
  "links": [
    {
      "anchor": "coap://[2001:db8:b::c2e5]:66666",
      "href": "coap://[2001:db8:b::c2e5]:66666/oic/d",
      "rt": ["oic.wk.d", "oic.d.light", "oic.d.virtual"],
      "if": ["oic.if.r", "oic.if.baseline"],
      "p": {"bm": 3, "sec": false, "port": 22222}
    },
    {
      "anchor": "coaps://[2001:db8:b::c2e5]:22222",
      "href": "coaps://[2001:db8:b::c2e5]:22222/oic/p",
      "rt": ["oic.wk.p"],
      "if": ["oic.if.r", "oic.if.baseline"],
      "p": {"bm": 3, "sec": true, "port": 22222}
    },
    {
      "anchor": "coaps://[2001:db8:b::c2e5]:22222",
      "href": "coaps://[2001:db8:b::c2e5]:22222/myLightSwitch",
      "rt": ["oic.r.switch.binary"],
      "if": ["oic.if.a", "oic.if.baseline"],
      "p": {"bm": 3, "sec": true, "port": 22222}
    },
    {
      "anchor": "coaps://[2001:db8:b::c2e5]:22222",
      "href": "coaps://[2001:db8:b::c2e5]:22222/myLightBrightness",
      "rt": ["oic.r.brightness"],
      "if": ["oic.if.a", "oic.if.baseline"],
      "p": {"bm": 3, "sec": true, "port": 22222}
    }
  ]
}
]
}
]

```

For OCF 1.0 Clients, "/oic/res" response includes adds to the OCF 1.0 Link and the anchor parameter has OCF URI. "/oic/res" response has the single array of OCF 1.0 Links to conform to IETF RFC 6690. Each Link shall carry "anchor" of the value OCF URI where the authority component of <deviceID> indicates the Device hosting the target Resource.

The Resource Directory might return the following to clients that request with the Content Format of "application/vnd.ocf+cbor":

```

[
  {
    "anchor": "ocf://88b7c7f0-4b51-4e0a-9faa-cfb439fd7f49",
    "href": "/oic/res",
    "rel": "self",
    "rt": ["oic.wk.res"],
    "if": ["oic.if.ll", "oic.if.baseline"],
    "p": {"bm": 3},
    "eps": [{"ep": "coap://[2001:db8:a::b1d4]:77777"},
            {"ep": "coaps://[2001:db8:a::b1d4]:33333"}]
  },
  {
    "anchor": "ocf://88b7c7f0-4b51-4e0a-9faa-cfb439fd7f49",
    "href": "/oic/d",
  }
]

```

```

"rt": ["oic.wk.d", "oic.d.fan"],
"if": ["oic.if.r", "oic.if.baseline"],
"p": {"bm": 3},
"eps": [{"ep": "coap://[2001:db8:a::b1d4]:77777"},
        {"ep": "coaps://[2001:db8:a::b1d4]:33333"}]
},
{
  "anchor": "ocf://88b7c7f0-4b51-4e0a-9faa-cfb439fd7f49",
  "href": "/oic/p",
  "rt": ["oic.wk.p"],
  "if": ["oic.if.r", "oic.if.baseline"],
  "p": {"bm": 3},
  "eps": [{"ep": "coaps://[2001:db8:a::b1d4]:33333"}]
},
{
  "anchor": "ocf://88b7c7f0-4b51-4e0a-9faa-cfb439fd7f49",
  "href": "/myFanIntrospection",
  "rt": ["oic.wk.introspection"],
  "if": ["oic.if.r", "oic.if.baseline"],
  "p": {"bm": 3},
  "eps": [{"ep": "coaps://[2001:db8:a::b1d4]:33333"}]
},
{
  "anchor": "ocf://88b7c7f0-4b51-4e0a-9faa-cfb439fd7f49",
  "href": "/oic/rd",
  "rt": ["oic.wk.rd"],
  "if": ["oic.if.baseline"],
  "p": {"bm": 3},
  "eps": [{"ep": "coaps://[2001:db8:a::b1d4]:33333"}]
},
{
  "anchor": "ocf://88b7c7f0-4b51-4e0a-9faa-cfb439fd7f49",
  "href": "/myFanSwitch",
  "rt": ["oic.r.switch.binary"],
  "if": ["oic.if.a", "oic.if.baseline"],
  "p": {"bm": 3},
  "eps": [{"ep": "coaps://[2001:db8:a::b1d4]:33333"}]
},
{
  "anchor": "ocf://88b7c7f0-4b51-4e0a-9faa-cfb439fd7f49",
  "href": "/oic/sec/doxm",
  "rt": ["oic.r.doxm"],
  "if": ["oic.if.baseline"],
  "p": {"bm": 1},
  "eps": [{"ep": "coap://[2001:db8:a::b1d4]:77777"},
        {"ep": "coaps://[2001:db8:a::b1d4]:33333"}]
},
{
  "anchor": "ocf://88b7c7f0-4b51-4e0a-9faa-cfb439fd7f49",
  "href": "/oic/sec/pstat",
  "rt": ["oic.r.pstat"],
  "if": ["oic.if.baseline"],
  "p": {"bm": 1},
  "eps": [{"ep": "coaps://[2001:db8:a::b1d4]:33333"}]
},
{
  "anchor": "ocf://88b7c7f0-4b51-4e0a-9faa-cfb439fd7f49",
  "href": "/oic/sec/cred",
  "rt": ["oic.r.cred"],
  "if": ["oic.if.baseline"],
  "p": {"bm": 1},
  "eps": [{"ep": "coaps://[2001:db8:a::b1d4]:33333"}]
},
},

```



```

{
  "anchor": "ocf://88b7c7f0-4b51-4e0a-9faa-cfb439fd7f49",
  "href": "/oic/sec/acl2",
  "rt": ["oic.r.acl2"],
  "if": ["oic.if.baseline"],
  "p": {"bm": 1},
  "eps": [{"ep": "coaps://[2001:db8:a::b1d4]:33333"}]
},
{
  "anchor": "ocf://dc70373c-1e8d-4fb3-962e-017eaa863989",
  "href": "/oic/d",
  "rt": ["oic.wk.d", "oic.d.light"],
  "if": ["oic.if.r", "oic.if.baseline"],
  "p": {"bm": 3},
  "eps": [{"ep": "coap://[2001:db8:b::c2e5]:66666"},
          {"ep": "coaps://[2001:db8:b::c2e5]:22222"}]
},
{
  "anchor": "ocf://dc70373c-1e8d-4fb3-962e-017eaa863989",
  "href": "/oic/p",
  "rt": ["oic.wk.p"],
  "if": ["oic.if.r", "oic.if.baseline"],
  "p": {"bm": 3},
  "eps": [{"ep": "coaps://[2001:db8:b::c2e5]:22222"}]
},
{
  "anchor": "ocf://dc70373c-1e8d-4fb3-962e-017eaa863989",
  "href": "/myLightSwitch",
  "rt": ["oic.r.switch.binary"],
  "if": ["oic.if.a", "oic.if.baseline"],
  "p": {"bm": 3},
  "eps": [{"ep": "coaps://[2001:db8:b::c2e5]:22222"}]
},
{
  "anchor": "ocf://dc70373c-1e8d-4fb3-962e-017eaa863989",
  "href": "/myLightBrightness",
  "rt": ["oic.r.brightness"],
  "if": ["oic.if.a", "oic.if.baseline"],
  "p": {"bm": 3},
  "eps": [{"ep": "coaps://[2001:db8:b::c2e5]:22222"}]
}
]

```

11.4 Notification

11.4.1 Overview

A Server shall support NOTIFY operation to enable a Client to request and be notified of desired states of one or more Resources in an asynchronous manner. Section 11.4.2 specifies the observe mechanism in which updates are delivered to the requester.

11.4.2 Observe

In observe mechanism the Client utilizes the RETRIEVE operation to require the Server for updates in case of Resource state changes. The Observe mechanism consists of five steps which are depicted in Figure 32 and described below.

Note: the observe mechanism can only be used for a resource with a property of observable (section 7.3.2.2).

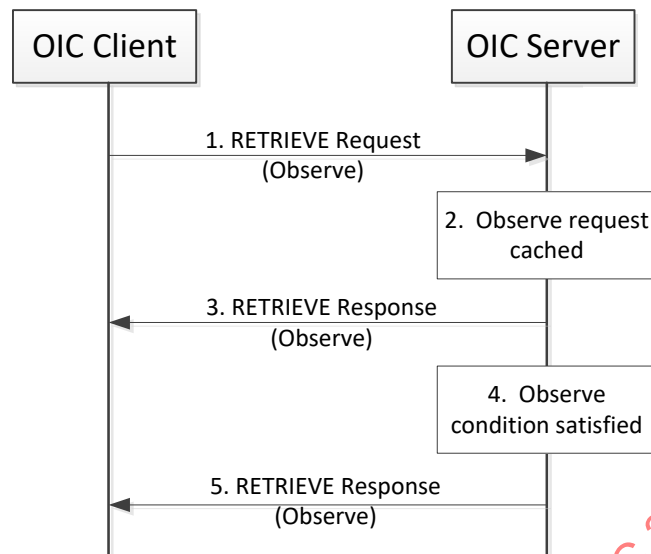


Figure 32. Observe Mechanism

11.4.2.1 RETRIEVE request with observe indication

The Client transmits a RETRIEVE request message to the Server to request updates for the Resource on the Server if there is a state change. The RETRIEVE request message carries the following parameters:

- *fr*: Unique identifier of the Client
- *to*: Resource that the Client is requesting to observe
- *ri*: Identifier of the RETRIEVE request
- *op*: RETRIEVE
- *obs*: Indication for observe request

11.4.2.2 Processing by the Server

Following the receipt of the RETRIEVE request, the Server may validate if the Client has the appropriate rights for the requested operation and the properties are readable and observable. If the validation is successful, the Server caches the information related to the observe request. The Server caches the value of the *ri* parameter from the RETRIEVE request for use in the initial response and future responses in case of a change of state.

11.4.2.3 RETRIEVE response with observe indication

The Server shall transmit a RETRIEVE response message in response to a RETRIEVE request message from a Client. The RETRIEVE response message shall include the following parameters. If validation succeeded, the response includes an observe indication. If not, the observe indication is omitted from the response which signals to the requesting client that registration for notification was not allowed.

The RETRIEVE response message shall include the following parameters:

- *fr*: Unique identifier of the Server
- *to*: Unique identifier of the Client
- *ri*: Identifier included in the RETRIEVE request
- *cn*: Information resource representation as requested by the Client

- *rs*: The result of the RETRIEVE operation
- *obs*: Indication that the response is made to an observe request

11.4.2.4 Resource monitoring by the Server

The Server shall monitor the state the Resource identified in the observe request from the Client. Anytime there is a change in the state of the observed resource, the Server sends another RETRIEVE response with the observe indication. The mechanism does not allow the client to specify any bounds or limits which trigger a notification, the decision is left entirely to the server.

11.4.2.5 Additional RETRIEVE responses with observe indication

The Server shall transmit updated RETRIEVE response messages following observed changes in the state of the Resources indicated by the Client. The RETRIEVE response message shall include the parameters listed in section 11.4.2.3.

11.4.2.6 Cancelling Observe

The Client can explicitly cancel observe by sending a RETRIEVE request without the observe indication field to the same resource on Server which it was observing. For certain protocol mappings, the client may also be able to cancel an observe by ceasing to respond to the RETRIEVE responses.

11.5 Device management

11.5.1 Overview

The Device Management includes the following functions:

- Diagnostics and maintenance

The device management functionalities specified in this version of specification are intended to address the basic device management features. Addition of new device management features in the future versions of the specification is expected.

11.5.2 Diagnostics and maintenance

The Diagnostics and Maintenance function is intended for use by administrators to resolve issues encountered with the Devices while operating in the field. If diagnostics and maintenance is supported by a Device, the Core Resource “/oic/mnt” shall be supported as described in Table 25.

Table 25. Optional diagnostics and maintenance device management Core Resources

Pre-defined URI	Resource Type Title	Resource Type ID (“rt” value)	Interfaces	Description	Related Functional Interaction
“/oic/mnt”	Maintenance	“oic.wk.mnt”	“oic.if.rw”	The resource through which the device is maintained and can be used for diagnostic purposes. The resource properties exposed by “/oic/mnt” are listed in Table 26.	Device Management

Table 26 defines the “oic.wk.mnt” Resource Type. At least one of the Factory_Reset, and Reboot properties shall be implemented.

Table 26. “oic.wk.mnt” Resource Type definition

Property title	Property name	Value type	Value rule	Unit	Access mode	Mandatory	Description
Factory_Reset	fr	boolean			R, W	no	When writing to this Property: 0 – No action (Default*) 1 – Start Factory Reset After factory reset, this value shall be changed back to the default value (i.e., 0). After factory reset all configuration and state data will be lost. When reading this Property, a value of “1” indicates a pending factory reset, otherwise the value shall be “0” after the factory reset.
Reboot	rb	boolean			R, W	no	When writing to this Property: 0 – No action (Default) 1 – Start Reboot After Reboot, this value shall be changed back to the default value (i.e., 0)

Note: * - Default indicates the value of this property as soon as the device is rebooted or factory reset

11.6 Scenes

11.6.1 Introduction

Scenes are a mechanism for automating certain operations.

A scene is a static entity that stores a set of defined resource property values for a collection of resources. Scenes provide a mechanism to store a setting over multiple Resources that may be hosted by multiple separate Servers. Scenes, once set up, can be used by multiple Clients to recall a setup.

Scenes can be grouped and reused, a group of scenes is also a scene.

In short, scenes are bundled user settings.

11.6.2 Scenes

11.6.2.1 Introduction

Scenes are described by means of resources. The scene resources are hosted by a Server and the top level resource is listed in “/oic/res”. This means that a Client can determine if the scene functionality is hosted on a Server via a RETRIEVE on “/oic/res” or via Resource discovery. The setup of scenes is driven by Client interactions. This includes creating new scenes, and mappings of Server resource properties that are part of a scene.

The scene functionality is created by multiple resources and has the structure depicted in Figure 33. The sceneList and sceneCollection resources are overloaded collection resources. The sceneCollection contains a list of scenes. This list contains zero or more scenes. The sceneMember resource contains the mapping between a scene and what needs to happen according to that scene on an indicated resource.

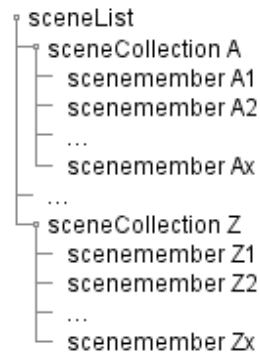


Figure 33 Generic scene resource structure

11.6.2.2 Scene creation

A Client desiring to interact with scenes needs to first determine if the server supports the scene feature; the sceneMembers of a scene do not have to be co-located on the server supporting the scene feature. This can be done by checking if "/oic/res" contains the rt of the sceneList resource. This is depicted in first steps of Figure 34. The sceneCollection is created by the Server using some out of bound mechanism, Client creation of scenes is not supported at this time. This will entail defining the scene with an applicable list of scene values and the mappings for each Resource being part of the scene. The mapping for each resource being part of the sceneCollection is described by a resource called sceneMember. The sceneMember resource contains the link to a resource and the mapping between the scene listed in the sceneValues property and the actual resource property value of the Resource indicated by the link.

IECNORM.COM : Click to view the PDF of ISO/IEC 30118-1:2018

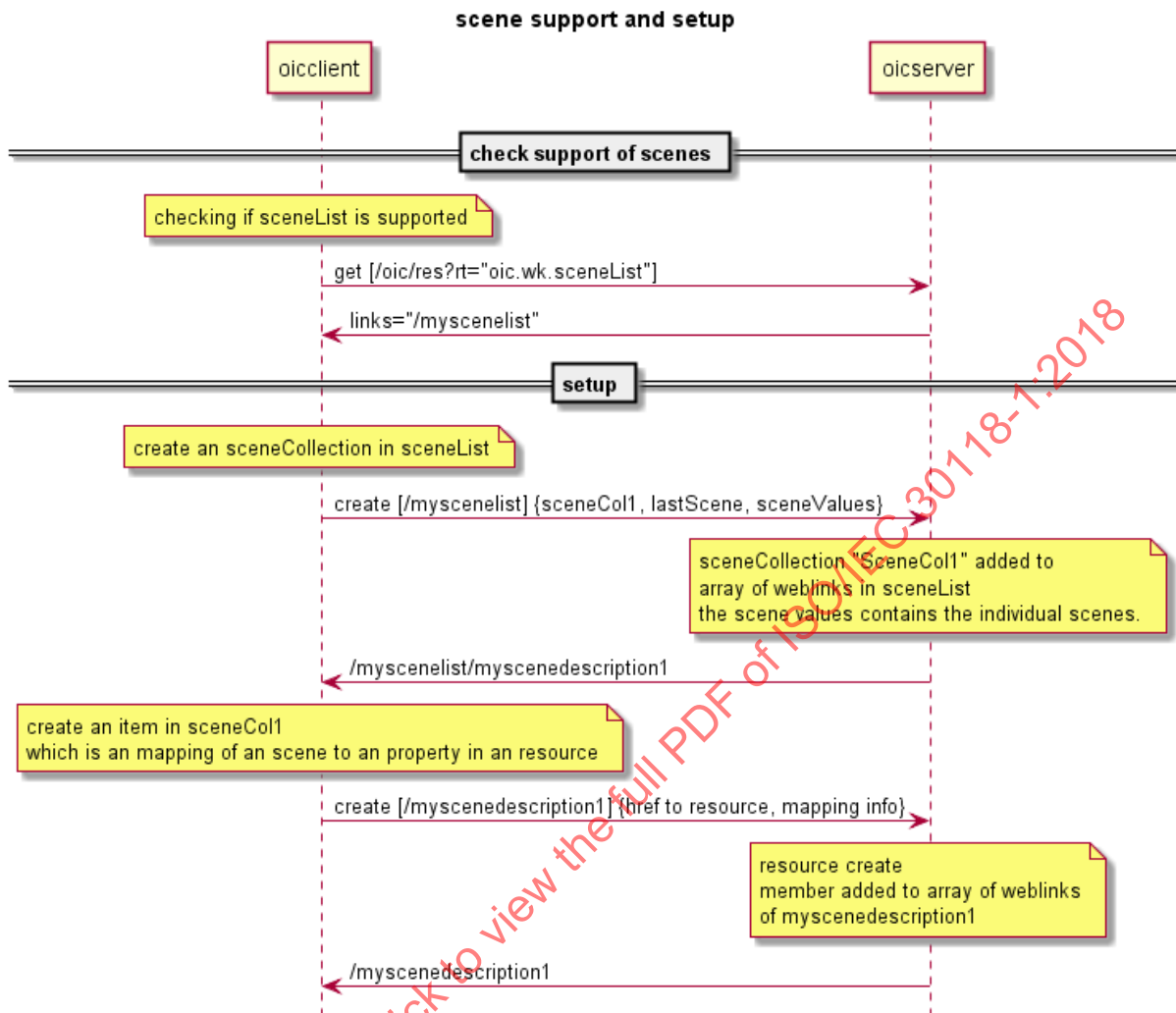


Figure 34 Interactions to check Scene support and setup of specific scenes

11.6.2.3 Interacting with Scenes

All capable Clients can interact with scenes. The allowed scene values and the last applied scene value can be retrieved from the server hosting the scene. The scene value shall be changed by issuing an UPDATE operation with a payload that sets the lastScene property to one of the listed allowed scene values. These steps are depicted in Figure 35. Note that the lastScene value does not imply that the current state of all resources that are part of the scene will be at the mapped value. This is due to that the setting the scene values are not modelled as actual states of the system. This means that another Client can change just one resource being part of the scene without having feedback that the state of the scene is changed.

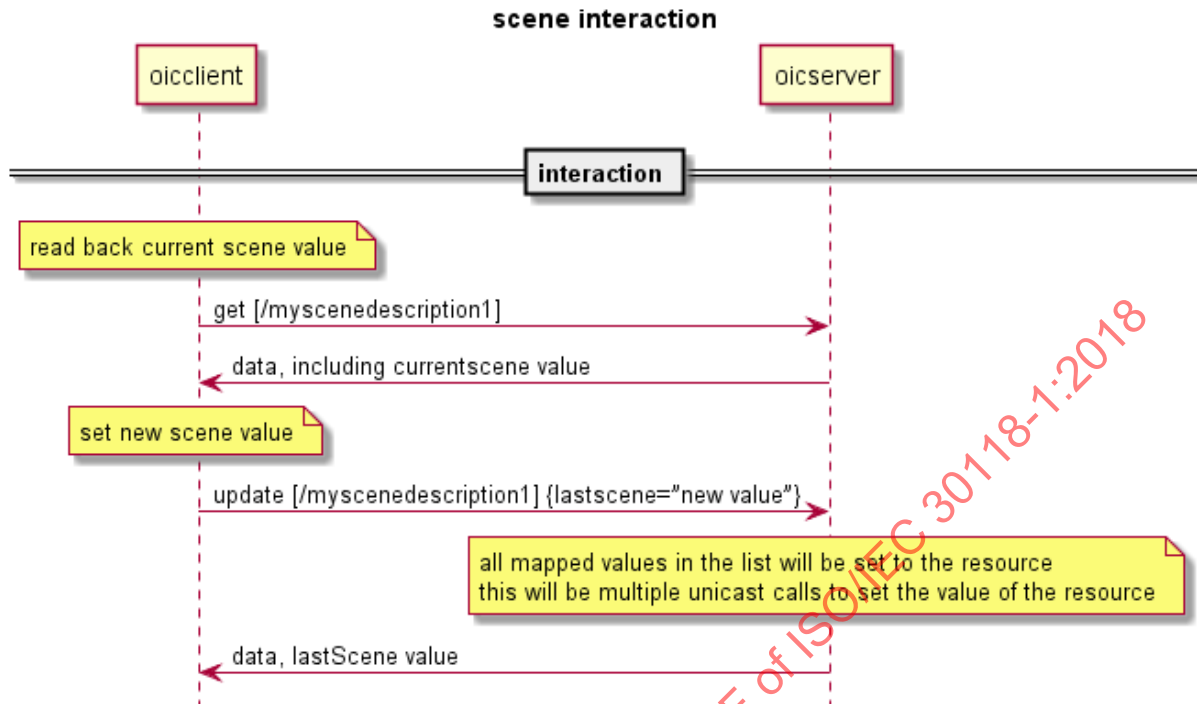


Figure 35 Client interactions on a specific scene

As described previously, a scene can reference one or more resources that are present on one or more Servers. The scene members are re-evaluated each time a scene change takes place. This evaluation is triggered by a Client that is either embedded as part of the Server hosting the scene, or separate to the server having knowledge of the scene via a RETRIEVE operation, observing the referenced resources using the mechanism described in section 11.4.2. During the evaluation the mappings for the new scene value will be applied to the Server. This behaviour is depicted in Figure 36.

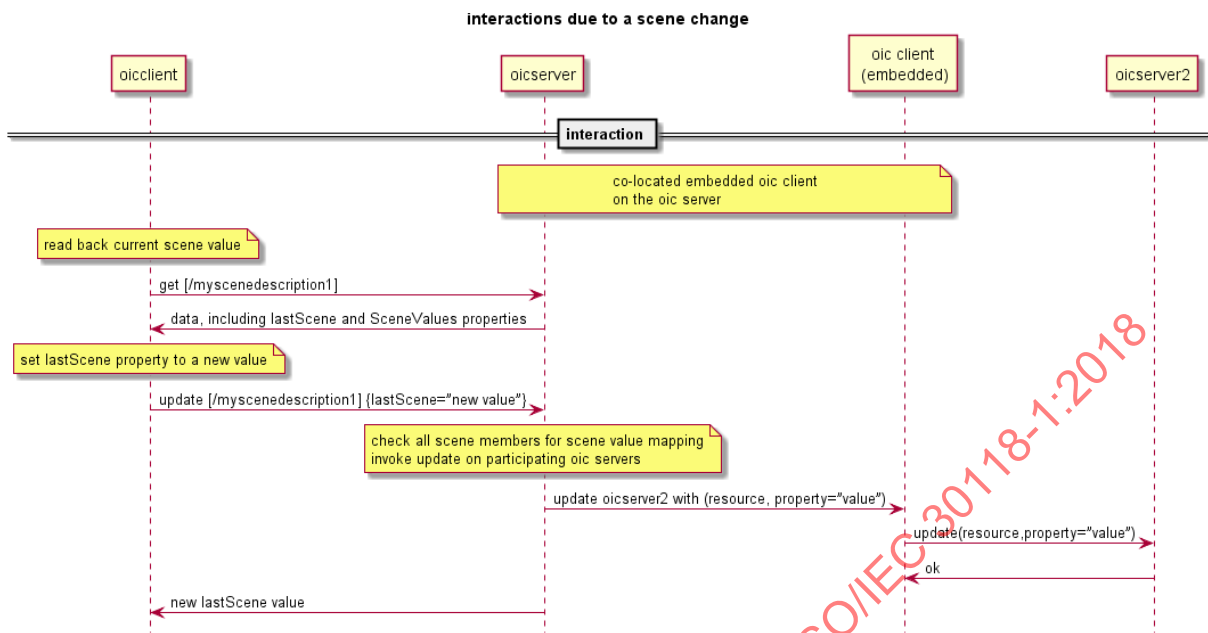


Figure 36 Interaction overview due to a Scene change

11.6.2.4 Summary of Resource Types defined for Scene functionality

Table 27 summarizes the list of Resource Types that are part of Scenes.

Table 27 list of Resource Types for Scenes

Friendly Name (informative)	Resource Type (rt)	Short Description	Section
sceneList	oic.wk.scenelist	Top Level collection containing sceneCollections	
sceneCollection	oic.wk.sceneCollection	Description of zero or more scenes	
sceneMember	oic.wk.scenemember	Description of mappings for each specific resource part of the sceneCollection	

11.6.3 Security considerations

Creation of Scenes on a Server that is capable of this functionality is dependent on the ACLs applied to the resources and the Client having the appropriate permissions. Interaction between a Client (embedded or separate) and a Server that hosts the resource that is referenced as a scene member is contingent on the Client having appropriate permissions to access the resource on the host Server.

See OCF Security for details on the use of ACLs and also the mechanisms around Device Authentication that are necessary to ensure that the correct permissions exist for the Client to access the scene member resource(s) on the Server.

11.7 Icons

11.7.1 Overview

Icons are a primitive that are needed by various OCF subsystems, such as bridging. An optional Resource Type of "oic.r.icon" has been defined to provide a common representation of an icon Resource that can be used by Devices.

11.7.2 Resource

The icon Resource is as defined in Table 28.

Table 28. Optional Icon Core Resource

URI	Resource Type Title	Resource Type ID ("rt" value)	Interfaces	Description	Related Functional Interaction
"/example/oic/icon"	Icon	"oic.r.icon"	"oic.if.r"	The Resource through which the Device can obtain icon images. The Resource properties exposed by "/example/oic/mnt" are listed in Table 29.	Icon

Table 29 defines the details for the "oic.r.icon" Resource Type.

Table 29. "oic.r.icon" Resource Type definition

Property title	Property name	Value type	Value rule	Unit	Access mode	Mandatory	Description
Mime Type	mimetype	string			R	yes	Specifies the format (media type) of the icon. It should be a template string as specified in IANA Media Types Assignment
Width	width	integer	>= 1		R	yes	Width of the icon in pixels greater than or equal to 1.
Height	height	integer	>= 1		R	yes	Height of the icon in pixels greater than or equal to 1.
Icon	media	uri			R	yes	URI to the location of the icon image.

11.8 Introspection

11.8.1 Overview

Introspection is a mechanism to announce the capabilities of Resources hosted on the Device.

The intended usage of the Introspection Device Data is to enable dynamic clients. E.g. clients that can use the Introspection Device Data to generate dynamically an UI or dynamically create translations of the hosted Resources to another eco-system. Other usages of the Introspection is that the information can be used to generate client code. The Introspection Device Data is designed to augment the existing data already on the wire. This means that existing mechanism needs to be used to get a full overview of what is implemented in the Device. For example the Introspection Device Data does not convey information about observe, since that is already conveyed with the "p" property on the links in "/oic/res" (see section 7.8.2.1.2).

The Introspection Device Data is recommended to be conveyed as "static" data. Meaning that the data does not change during the uptime of a Device. However when the data is not static the Introspection Resource shall indicate to be observable and the url property value of "oic.wk.introspection" Resource shall change to indicate that the Introspection Device Data is changed.

The Introspection Device Data describes the Resources that make up the Device. For the complete list of included Resources Table 13. The Introspection Device Data is described as a swagger2.0

in JSON format file. The swagger2.0 file will contain the description of the Resources as defined below: All Resources with the next remarks:

- The URLs of the Resources in the Introspection Device Data shall be without the endpoint description, e.g. it shall not be a full URL but only the relative path from the endpoint. The relative path shall be the same as being conveyed by “/oic/res”.
- “/oic/res” Resource shall not be listed in the Introspection Device Data.
- The Resources “/oic/d”, “/oic/p” and the security Resources are allowed to be present in the Introspection Device Data, but are not required. The “/oic/d”, “/oic/p”, “/oic/res” and the security Resources shall be included when vendor defined or optional properties are implemented.
- All other Resources are required to be listed in the Introspection Device Data.
- Per Resource it will include:
 - All Implemented Methods
 - Per Supported Method:
 - Implemented queryParameters per Method.
 - This includes the supported interfaces (“if”) as enum value.
 - Schemas of the payload for the request and response bodies of the Method
 - The schema data shall be conveyed by the swagger schema object as defined in the parameters section.
 - The swagger2.0 schema object shall comply with:
 - The schemas shall be fully resolved, e.g. no references shall exist outside the swagger file.
 - The schemas shall list which interfaces are supported on the method.
 - The schemas shall list if a property is optional or required.
 - The schemas shall indicate if a property is read only or read-write
 - By means of the readOnly schema tag belonging to the property
 - The default value of the “rt” property shall be used to indicate the supported Resource Types.
 - oneOf and anyOf constructs are allowed to be used as part of an swagger2.0 schema object.

Dynamic Resources (e.g. Resources that can be created up on a request by a Client) shall have an URL definition which contains a URL identifier (e.g. using the {} syntax). An URL with {} identifies that the Resource definition applies to the whole group of Resources that can be created. The actual path can contain the collection node that links to the Resource.

Example of an URL with identifiers:

/SceneListResURI/{SceneCollectionResURI}/{SceneMemberResURI};

When different Resource Types are allowed to be created in a collection, then the different schemas for the create method shall define all possible Resource Types that can be created. The schema construct oneOf allows the definition of a schema with selectable Resources. The oneOf construct allows the integration of all schemas and that only one existing sub schemas shall be used to indicate the definition of the Resource that can be created.

Example usage of oneOf JSON schema construct:

```
{
  "oneOf": [
    { <<subschema 1 definition>> },
    { << sub schema 2 definition >> }
  ]
  ...
}
```

A Client using the Introspection Device Data of a Device should check the version of the supported Introspection Device Data of the Device. The swagger version is indicated in each file with the tag "swagger". Example of the 2.0 supported version of the tag is: "swagger": "2.0". Later versions of the spec may reference newer versions of the swagger specification, for example 3.0.

A Server shall support one Resource with a Resource Type of "oic.wk.introspection" as defined in Table 30. The Resource with a Resource Type of "oic.wk.introspection" shall be included in the Resource "/oic/res".

Table 30. Introspection Resource

Pre-defined URI	Resource Type Title	Resource Type ID ("rt" value)	Interfaces	Description	Related Functional Interaction
none	Introspection	oic.wk.introspection	"oic.if.r"	The Resource that announces the URL of the Introspection file.	Introspection

Table 31 defines "oic.wk.introspection" Resource Type.

Table 31. "oic.wk.introspection" Resource Type definition

Property title	Property name	Value type	Value rule	Unit	Access mode	Mandatory	Description
urlInfo	urlInfo	array			R	yes	array of objects
url	url	string	uri		R	yes	URL to the hosted payload
protocol	protocol	string	enum		R	yes	Protocol definition to retrieve the Introspection Device Data from the url.
content-type	content-type	string	enum		R	no	content type of the url.
version	version	integer	enum		R	no	Version of the Introspection protocol, indicates which rules are applied on the Introspection Device Data regarding the content of the RAML file. Current value is 1.

11.8.2 Usage of introspection

The Introspection Device Data is retrieved in the following steps:

- 1) Check if the Introspection Resource is supported and retrieve the URL of the Resource.
- 2) Retrieve the contents of the Introspection Resource
- 3) Download the Introspection Device Data from the URL specified the Introspection Resource.
- 4) Usage of the Introspection Device Data by the Client

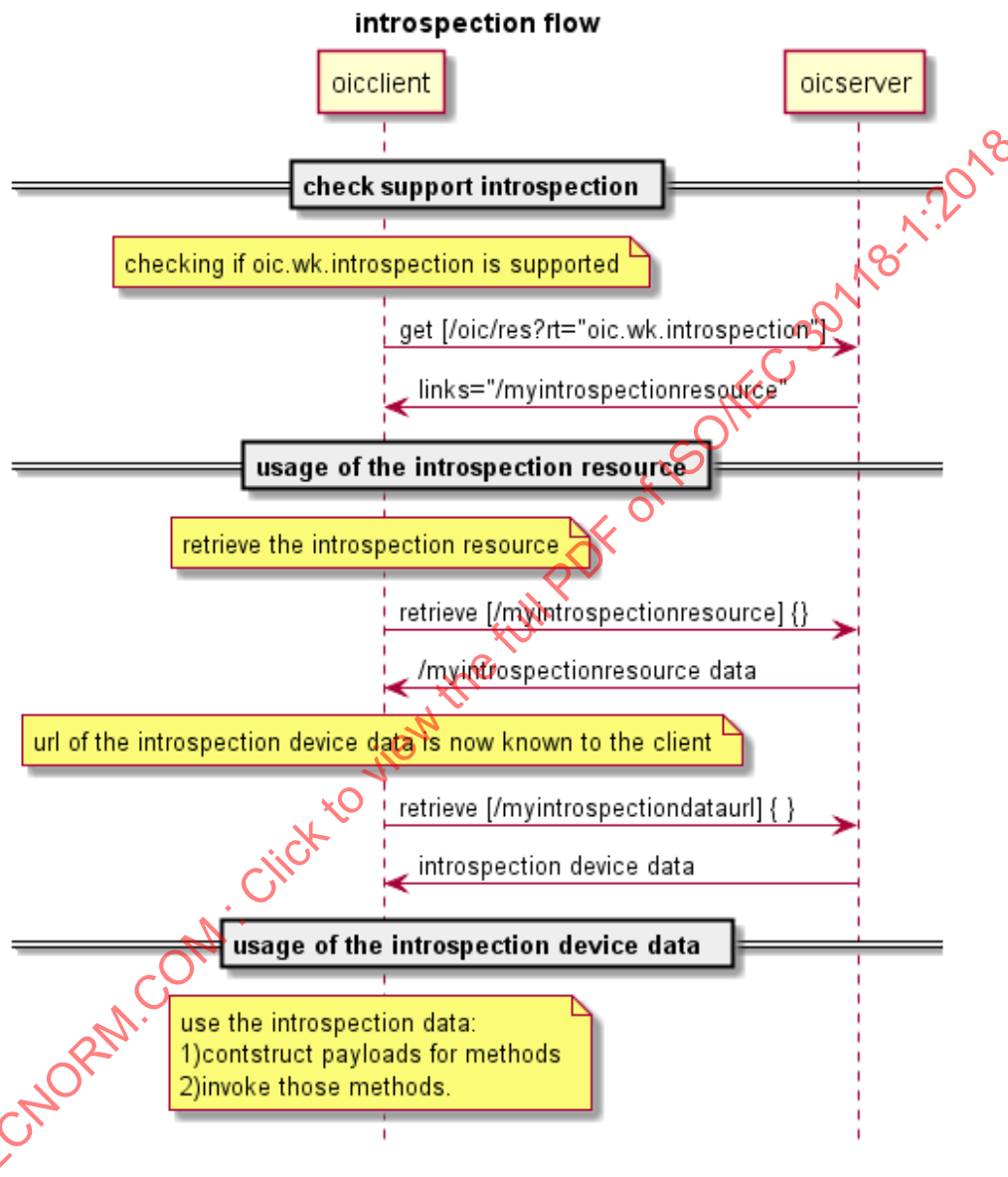


Figure 37 Interactions to check Introspection support and download the Introspection Device Data.

12 Messaging

12.1 Introduction

This section specifies the protocol messaging mapping to the CRUDN messaging operations (Section 8) for each messaging protocol specified (e.g., CoAP.). Mapping to additional protocols is expected in later version of this specification. All the property information from the resource

model shall be carried within the message payload. This payload shall be generated in the resource model layer and shall be encapsulated in the data connectivity layer. The message header shall only be used to describe the message payload (e.g., verb, mime-type, message payload format), in addition to the mandatory header fields defined in messaging protocol (e.g., CoAP) specification. If the message header does not support this, then this information shall also be carried in the message payload. Resource model information shall not be included in the message header structure unless the message header field is mandatory in the messaging protocol specification.

12.2 Mapping of CRUDN to CoAP

12.2.1 Overview

A Device implementing CoAP shall conform to IETF RFC 7252 for the methods specified in section 12.2.3. A Device implementing CoAP shall conform to IETF RFC 7641 to implement the CoAP Observe option. Support for CoAP block transfer when the payload is larger than the MTU is defined in section 12.2.8.

12.2.2 URIs

An OCF: URI is mapped to a coap: URI by replacing the scheme name 'oic' with 'coap' if unsecure or 'coaps' if secure before sending over the network by the requestor. Similarly on the receiver side, the scheme name is replaced with 'oic'.

12.2.3 CoAP method with request and response

12.2.3.1 Overview

Every request has a CoAP method that realizes the request. The primary methods and their meanings are shown in Table 32, which provides the mapping of GET/PUT/POST/DELETE methods to CREATE, RETRIEVE, UPDATE, and DELETE operations. The associated text provides the generic behaviours when using these methods, however resource interfaces may modify these generic semantics.

Table 32. CoAP request and response

Method for CRUDN	(mandatory) Request data	(mandatory) Response data
GET for RETRIEVE	<ul style="list-style-type: none"> - Method code: GET (0.01) - Request URI: an existing URI for the Resource to be retrieved 	<ul style="list-style-type: none"> - Response code: success (2.xx) or error (4.xx or 5.xx) - Payload: Resource representation of the target Resource (when successful)
POST for CREATE	<ul style="list-style-type: none"> - Method code: POST (0.02) - Request URI: an existing URI for the Resource responsible for the creation - Payload: Resource presentation of the Resource to be created 	<ul style="list-style-type: none"> - Response code: success (2.xx) or error (4.xx or 5.xx) - Payload: the URI of the newly created Resource (when successful).
PUT for CREATE	<ul style="list-style-type: none"> - Method code: PUT (0.03) - Request URI: a new URI for the Resource to be created. - Payload: Resource presentation of the Resource to be created. 	<ul style="list-style-type: none"> - Response code: success (2.xx) or error (4.xx or 5.xx)
POST for UPDATE	<ul style="list-style-type: none"> - Method code: POST (0.02) - Request URI: an existing URI for the Resource to be updated. - Payload: representation of the Resource to be updated. 	<ul style="list-style-type: none"> - Response Code: success (2.xx) or error (4.xx or 5.xx)

DELETE for DELETE	<ul style="list-style-type: none"> - Method code: DELETE (0.04) - Request URI: an existing URI for the Resource to be deleted. 	<ul style="list-style-type: none"> - Response code: success (2.xx) or error (4.xx or 5.xx)
--------------------------	----------------------------------------------------------------------------------------------------------------------------------------------------------------------	------------------------------------------------------------------------------------------------------------------

12.2.3.2 CREATE with POST or PUT

12.2.3.2.1 With POST

POST shall be used only in situations where the request URI is valid, that is it is the URI of an existing Resource on the Server that is processing the request. If no such Resource is present, the Server shall respond with an error response code of 4.xx. The use of POST for CREATE shall use an existing request URI which identifies the Resource on the Server responsible for creation. The URI of the created Resource is determined by the Server and provided to the Client in the response.

A Client shall include the representation of the new Resource in the request payload. The new resource representation in the payload shall have all the necessary properties to create a valid Resource instance, i.e. the created Resource should be able to properly respond to the valid Request with mandatory Interface (e.g., "GET with ?if=oic.if.baseline").

Upon receiving the POST request, the Server shall either

- create the new Resource with a new URI, respond with the new URI for the newly created Resource and a success response code (2.xx); or
- respond with an error response code (4.xx or 5.xx).

POST is unsafe and is the supported method when idempotent behaviour cannot be expected or guaranteed.

12.2.3.2.2 With PUT

PUT shall be used to create a new Resource or completely replace the entire representation of an existing Resource. The resource representation in the payload of the PUT request shall be the complete representation. PUT for CREATE shall use a new request URI identifying the new Resource to be created.

The new resource representation in the payload shall have all the necessary properties to create a valid Resource instance, i.e. the created Resource should be able to properly respond to the valid Request with mandatory Interface (e.g. "GET with ?if=oic.if.baseline").

Upon receiving the PUT request, the Server shall either

- create the new Resource with the request URI provided in the PUT request and send back a response with a success response code (2.xx); or
- respond with an error response code (4.xx or 5.xx).

PUT is an unsafe method but it is idempotent, thus when a PUT request is repeated the outcome is the same each time.

12.2.3.3 RETRIEVE with GET

GET shall be used for the RETRIEVE operation. The GET method retrieves the representation of the target Resource identified by the request URI.

Upon receiving the GET request, the Server shall either

- send back the response with the representation of the target Resource with a success response code (2.xx); or

- respond with an error response code (4.xx or 5.xx) or ignore it (e.g. non-applicable multicast GET).

GET is a safe method and is idempotent.

12.2.3.4 UPDATE with POST

POST shall be used only in situations where the request URI is valid, that is it is the URI of an existing Resource on the Server that is processing the request. If no such Resource is present, the Server shall respond with an error response code of 4.xx. A client shall use POST to UPDATE Property values of an existing Resource (see Sections 3.1.32 and 8.4.2).

Upon receiving the request, the Server shall either

- apply the request to the Resource identified by the request URI in accordance with the applied interface (i.e. POST for non-existent Properties is ignored) and send back a response with a success response code (2.xx); or
- respond with an error response code (4.xx or 5.xx). Note that if the representation in the payload is incompatible with the target Resource for POST using the applied interface (i.e. the "overwrite" semantic cannot be honored because of read-only property in the payload), then the error response code 4.xx shall be returned.

POST is unsafe and is the supported method when idempotent behaviour cannot be expected or guaranteed.

12.2.3.5 DELETE with DELETE

DELETE shall be used for DELETE operation. The DELETE method requests that the resource identified by the request URI be deleted.

Upon receiving the DELETE request, the Server shall either

- delete the target Resource and send back a response with a success response code (2.xx); or
- respond with an error response code (4.xx or 5.xx).

DELETE is unsafe but idempotent (unless URIs are recycled for new instances).

12.2.4 Content-Format negotiation

The OCF Framework mandates support of CBOR, however it allows for negotiation of the payload body if more than one Content-Format (e.g. CBOR and JSON) is supported by an implementation. In this case the Accept Option defined in section 5.10.4 of IETF RFC 7252 shall be used to indicate which Content-Format (e.g. JSON) is requested by the Client.

The Content-Formats supported are shown in Table 33.

Table 33. OCF Content-Formats

Media Type	ID
"application/cbor"	60
"application/vnd.ocf+cbor"	10000

Clients shall include a Content-Format Option in every message that contains a payload. Servers shall include a Content-Format Option for all success (2.xx) responses with a payload body. Per IETF RFC 7252 section 5.5.1, Servers shall include a Content-Format Option for all error (4.xx or

5.xx) responses with a payload body unless they include a Diagnostic Payload; error responses with a Diagnostic Payload do not include a Content-Format Option. The Content-Format Option shall use the ID column numeric value from Table 33. An OCF vertical may mandate a specific Content-Format Option.

Clients shall also include an Accept Option in every request message. The Accept Option shall indicate the required Content-Format as defined in Table 33 for response messages. The Server shall return the required Content-Format if available. If the required Content-Format cannot be returned, then the Server shall respond with an appropriate error message.

12.2.5 OCF-Content-Format-Version information

Servers and Clients shall include the OCF-Content-Format-Version in both request and response messages with a payload. Clients shall include the OCF-Accept-Content-Format-Version in request messages. The OCF-Content-Format-Version and OCF-Accept-Content-Format-Version are specified as Option Numbers in the CoAP header as shown in Table 34.

Table 34. OCF-Content-Format-Version and OCF-Accept-Content-Format-Version Option Numbers

CoAP Option Number	Name	Format	Length (bytes)
2049	OCF-Accept-Content-Format-Version	uint	2
2053	OCF-Content-Format-Version	uint	2

The value of the OCF-Accept-Content-Format-Version and the OCF-Content-Format-Version is a two-byte unsigned integer that is used to define the major, minor and sub versions. The major and minor versions are represented by 5 bits and the sub version is represented by 6 bits as shown in Table 35.

Table 35. OCF-Accept-Content-Format-Version and the OCF-Content-Format-Version Representation

Major Version					Minor Version				Sub Version							
Bit	15	14	13	12	11	10	9	8	7	6	5	4	3	2	1	0

Table 36 illustrates several examples:

Table 36. Examples of OCF-Content-Format-Version and OCF-Accept-Content-Format-Version Representation

OCF version	Binary representation	Integer value
1.0.0	0000 1000 0000 0000	2048
1.1.0	0000 1000 0100 0000	2112

The OCF-Accept-Content-Format-Version and OCF-Content-Format-Version for this version of the specification shall be 1.0.0 (i.e. 0b0000 1000 0000 0000).

12.2.6 Content-Format policy

To maintain compatibility between devices implemented to different versions of this specification, Devices shall follow the policy as described in Figure 38.

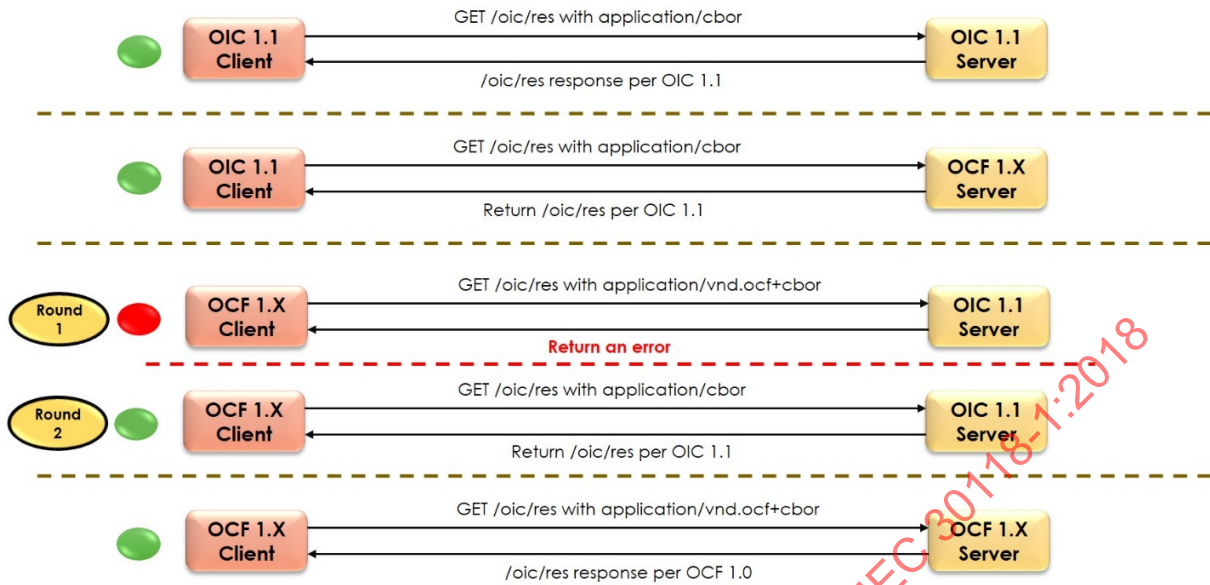


Figure 38 Content-Format Policy

All Devices shall support the current and all previous Content-Format Option and Versions. Clients shall send discovery request messages with the current and all previous Content-Format and Versions until it discovers all Servers in the network.

12.2.7 CRUDN to CoAP response codes

The mapping of CRUDN operations response codes to CoAP response codes are identical to the response codes defined in IETF RFC 7252.

12.2.8 CoAP block transfer

Basic CoAP messages work well for the small payloads typical of light-weight, constrained IoT devices. However scenarios can be envisioned in which an application needs to transfer larger payloads.

CoAP block-wise transfer as defined in <https://tools.ietf.org/html/rfc7721>

IETF RFC 7959 shall be used by all Servers which generate a content payload that would exceed the size of a CoAP datagram as the result of handling any defined CRUDN operation.

Similarly, CoAP block-wise transfer as defined in <https://tools.ietf.org/html/rfc7721>

IETF RFC 7959 shall be supported by all Clients. The use of block-wise transfer is applied to both the reception of payloads as well as transmission of payloads that would exceed the size of a CoAP datagram.

All blocks that are sent using this mechanism for a single instance of a transfer shall all have the same reliability setting (i.e. all confirmable or all non-confirmable).

A Client may support both the block1 (as descriptive) and block2 (as control) options as described by IETF RFC 7959 A Server may support both the block1 (as control) and block2 (as descriptive) options as described by <https://tools.ietf.org/html/rfc7721>

IETF RFC 7959.

12.3 CoAP serialization over TCP

12.3.1.1 Introduction

In environments where TCP is already available, CoAP can take advantage of it to provide reliability. Also in some environments UDP traffic is blocked, so deployments may use TCP. For example, consider a cloud application acting as a Client and the Server is located at the user's home. The Server which already support CoAP as a messaging protocol (e.g., Smart Home vertical profile) could easily support CoAP serialization over TCP rather than adding another messaging protocol. A Device implementing CoAP Serialization over TCP should conform to IETF draft-ietf-core-coap-tcp-tls-07.

12.3.1.2 Indication of support

If UDP is blocked, clients depend on the pre-configured details on the device to find support for CoAP over TCP. If UDP is not-blocked, a Device which supports CoAP serialization over TCP shall populate the Messaging Protocol ("mpro") property in "/oic/res" with the value "coap+tcp" or "coaps+tcp" to indicate that the device supports messaging protocol as specified by section 11.3.4.

12.3.1.3 Message type and header

The message type transported between Client and Server shall be a non-confirmable message (NON). The protocol stack used in this scenario should be as described in section 3 in IETF draft-ietf-core-coap-tcp-tls-07.

The CoAP header as described in figure 6 in IETF draft-ietf-core-coap-tcp-tls-07 should be used for messages transmitted between a Client and a Server. A Device should use "Alternative L3" as defined in IETF draft-ietf-core-coap-tcp-tls-07.

12.3.1.4 URI scheme

The URI scheme used shall be as defined in section 6 in IETF draft-ietf-core-coap-tcp-tls-07.

For the "coaps+tcp" URI scheme the "TLS Application Layer Protocol Negotiation Extension" IETF RFC 7301 shall be used.

12.3.1.5 KeepAlive

12.3.1.5.1 Overview

In order to ensure that the connection between a Device is maintained, when using CoAP serialization over TCP, a Device that initiated the connection should send application layer KeepAlive messages. The reasons to support application layer KeepAlive are as follows:

- TCP KeepAlive only guarantees that a connection is alive at the network layer, but not at the application layer
- Interval of TCP KeepAlive is configurable only using kernel parameters, and is OS dependent (e.g., 2 hours by default in Linux)

12.3.1.5.2 KeepAlive Mechanism

Devices supporting CoAP over TCP shall use the following KeepAlive mechanism. A Server shall support the "oic.wk.ping" Resource Type as defined in Table 37.

Table 37. Ping resource

Pre-defined URI	Resource Type Title	Resource Type ID ("rt" value)	Interfaces	Description	Related Functional Interaction
/oic/ping	Ping	oic.wk.ping	"oic.if.rw"	The resource using which a Client keeps its Connection with a Server active.	KeepAlive

				The resource properties exposed by "/oic/ping" are listed in Table 38.	
--	--	--	--	------------------------------------------------------------------------	--

Table 38 defines "oic.wk.ping" Resource Type.

Table 38. "oic.wk.ping" Resource Type definition

Property title	Property name	Value type	Value rule	Unit	Access mode	Mandatory	Description
Interval	in	integer	minutes		R,W	yes	The time interval for which connection shall be kept alive and not closed. Default value is 0.

The following steps detail the KeepAlive mechanisms for a Client and Server:

- 1) A Client which wants to keep the connection with a Server alive shall send a POST request to "/oic/ping" resource on the Server updating its connection Interval.
 - a. This time interval shall start from 2 minutes and increases in multiples of 2 up to a maximum of 64 minutes. It stays at 64 minutes from that point.
- 5) A Server receiving this ping request shall respond within 1 minute.
- 6) If a Client does not receive the response within 1 minute, it shall terminate the connection.
- 7) If a Server does not receive a POST request to ping resource within the specified "interval" time, the Server shall terminate the connection.

An example of the KeepAlive mechanism is as follows:

- Client → Server: "POST/oic/ping {interval: 2}"
- Server → Client: 2.03 valid

12.4 Payload Encoding in CBOR

OCF implementations shall perform the conversion to CBOR from JSON defined schemas and to JSON from CBOR in accordance with IETF RFC 7049 section 4 unless otherwise specified in this section.

Properties defined as a JSON integer shall be encoded in CBOR as an integer (CBOR major types 0 and 1). Properties defined as a JSON number shall be encoded as an integer, single- or double-precision floating point (CBOR major type 7, sub-types 26 and 27); the choice is implementation dependent. Half-precision floating point (CBOR major 7, sub-type 25) shall not be used. Integer numbers shall be within the closed interval $[-2^{53}, 2^{53}]$. Properties defined as a JSON number should be encoded as integers whenever possible; if this is not possible Properties defined as a JSON number should use single-precision if the loss of precision does not affect the quality of service, otherwise the Property shall use double-precision.

On receipt of a CBOR payload, an implementation shall be able to interpret CBOR integer values in any position. If a property defined as a JSON integer is received encoded other than as an integer, the implementation may reject this encoding using a final response as appropriate for the underlying transport (e.g. 4.00 for CoAP) and thus optimise for the integer case. If a property is defined as a JSON number an implementation shall accept integers, single- and double-precision floating point.

13 Security

The details for handling security and privacy are specified in [OCF Security].

IECNORM.COM : Click to view the full PDF of ISO/IEC 30118-1:2018

Annex A (informative)

Operation Examples

A.1 Introduction

This section describes some example scenarios using sequence of operations between the entities involved. In all the examples below “Light” is a Server and “Smartphone” is a Client. In one of the scenario “Garage” additionally acts as a Server. All the examples are based on the following example resource definitions:

rt=oc.example.light with Resource Type definition as illustration in Table 39.

Table 39. oc.example.light Resource Type definition

Property title	Property name	Value type	Value rule	Unit	Access mode	Mandatory	Description
Name	n	string			R, W	no	
on-off	of	boolean			R, W	yes	On/Off Control: 0 = Off 1 = On
dim	dm	integer	0-255		R, W	yes	Resource which can take a range of values minimum being 0 and maximum being 255

rt=oc.example.garagedoor with Resource Type definition as illustration in Table 40.

Table 40. oc.example.garagedoor Resource Type definition

Property title	Property name	Value type	Value rule	Unit	Access mode	Mandatory	Description
Name	n	string			R, W	no	
open-close	oc	boolean			R, W	yes	Open/Close Control: 0 = Open 1 = Close

“/oc/mnt” (“rt=oc.wk.mnt”) used in below examples is defined in section 11.5.2.

A.2 When at home: From smartphone turn on a single light

This sequence highlights (Figure 39) the discovery and control of an OCF light resource from an OCF smartphone.

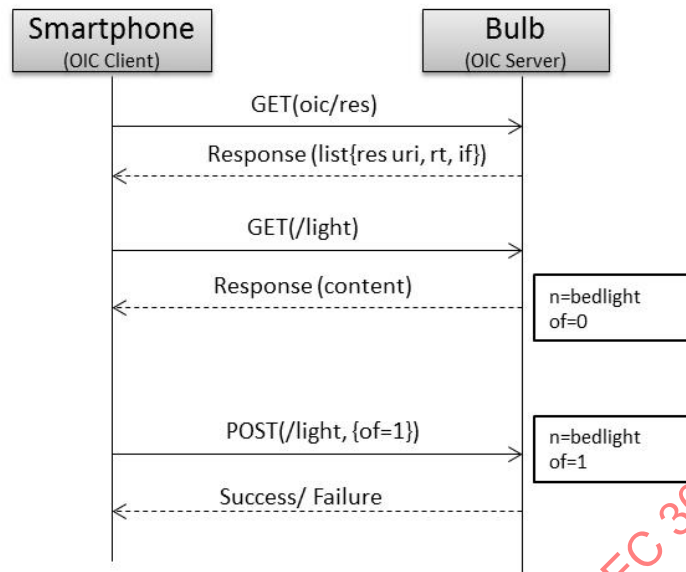


Figure 39. When at home: from smartphone turn on a single light

Discovery request can be sent to “All OCF Nodes” Multicast address FF0X::158 or can be sent directly to the IP address of device hosting the light resource.

- 1) Smartphone sends a GET request to “/oic/res” resource to discover all resources hosted on targeted end point
- 8) The end point (bulb) responds with the list of Resource URI, Resource Type and Interfaces supported on the end point (one of the resource is ‘/light’ whose rt=oic.example.light)
- 9) Smartphone sends a GET request to ‘/light’ resource to know its current state
- 10) The end point responds with representation of light resource ({n=bedlight;of=0})
- 11) Smartphone changes the ‘of’ property of the light resource by sending a POST request to ‘/light’ resource ({of=1})
- 12) On Successful execution of the request, the end point responds with the changed resource representation. Else, error code is returned. Details of the error codes are defined in section 12.2.7.

A.3 GroupAction execution

This example will be added when groups feature is added in later version of specification

A.4 When garage door opens, turn on lights in hall; also notify smartphone

This example will be added when scripts feature is added in later version of specification

A.5 Device management

This sequence highlights (Figure 40) the device management function of maintenance.

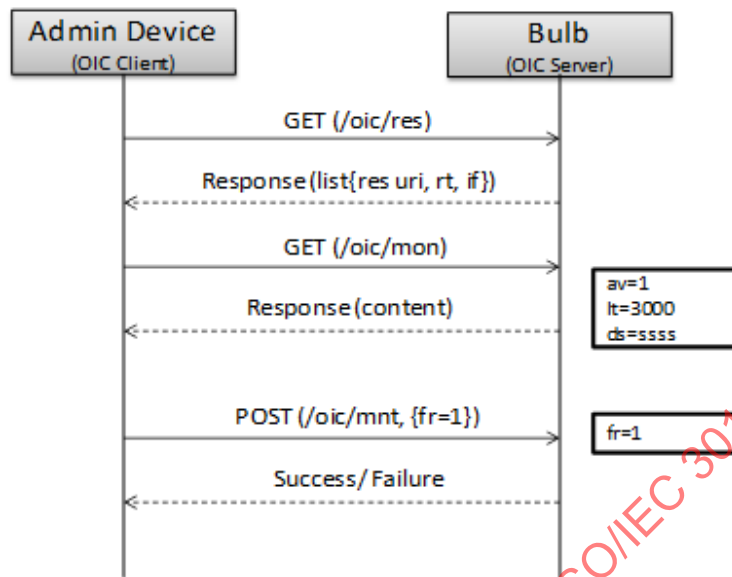


Figure 40. Device management (maintenance)

Pre-Condition: Admin device has different security permissions and hence can perform device management operations on the Device

- 1) Admin device sends a GET request to `/oic/res` resource to discover all resources hosted on a targeted end point (in this case Bulb)
- 13) The end point (bulb) responds with the list of Resource URI, Resource Type and Interfaces supported on the end point (one of the resources is `/oic/mnt` whose `rt=oic.wk.mnt`)
- 14) Admin Device changes the 'fr' property of the maintenance resource by sending a POST request to `/oic/mnt` resource (`{fr=1}`). This triggers a factory reset of the end point (bulb)
- 15) On successful execution of the request, the end point responds with the changed resource representation. Else, error code is returned. Details of the error codes are defined in section 12.2.7.

Annex B (informative)

OCF interaction scenarios and deployment models

B.1 OCF interaction scenarios

A Client connects to one or multiple Servers in order to access the resources provided by those Servers. The following are scenarios representing possible interactions among Roles:

- Direct interaction between Client and Server (Figure 41). In this scenario the Client and the Server directly communicate without involvement of any other Device. A smartphone which controls an actuator directly uses this scenario.

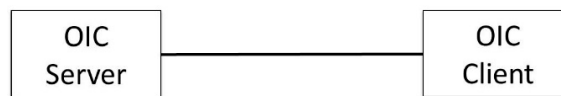


Figure 41. Direct interaction between Server and Client

- Interaction between Client and Server using another server (Figure 42). In this scenario, another Server provides the support needed for the Client to directly access the desired resource on a specific Server. This scenario is used for example, when a smartphone first accesses a discovery server to find the addressing information of a specific appliance, and then directly accesses the appliance to control it.

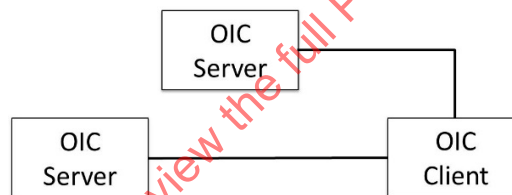


Figure 42. Interaction between Client and Server using another Server

- Interaction between Client and Server using Intermediary (Figure 43). In this scenario an Intermediary facilitates the interaction between the Client and the Server. A smartphone which controls appliances in a smart home via MQTT broker uses this scenario.



Figure 43. Interaction between Client and Server using Intermediary

- Interaction between Client and Server using support from multiple Servers and intermediary (Figure 44). In this scenario, both Server and Intermediary roles are present to facilitate the transaction between the Client and a specific Server. An example scenario is when a smartphone first accesses a Resource Directory (RD) server to find the address to a specific appliance, then utilizes MQTT broker to deliver a command message to the appliance. The smartphone can utilize the mechanisms defined in CoRE Resource Directory such as default location, anycast address or DHCP to discover the Resource Directory information.

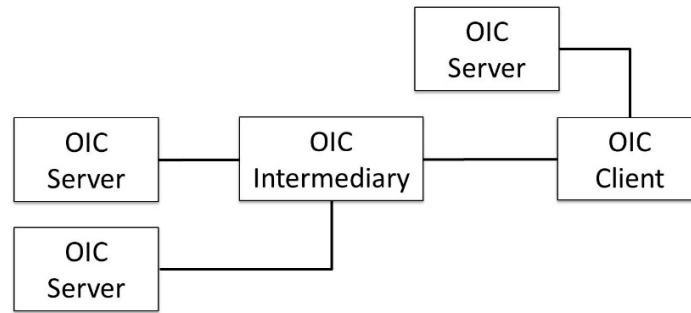


Figure 44. Interaction between Client and Server using support from multiple Servers and Intermediary

B.2 Deployment model

In deployment, Devices are deployed and interact via either wired or wireless connections. Devices are the physical entities that may host resources and play one or more Roles. There is no constraint on the structure of a deployment or number of Devices in it. Architecture is flexible and scalable and capable of addressing large number of devices with different device capabilities, including constrained devices which have limited memory and capabilities. Constrained devices are defined and categorized in [TCNN].

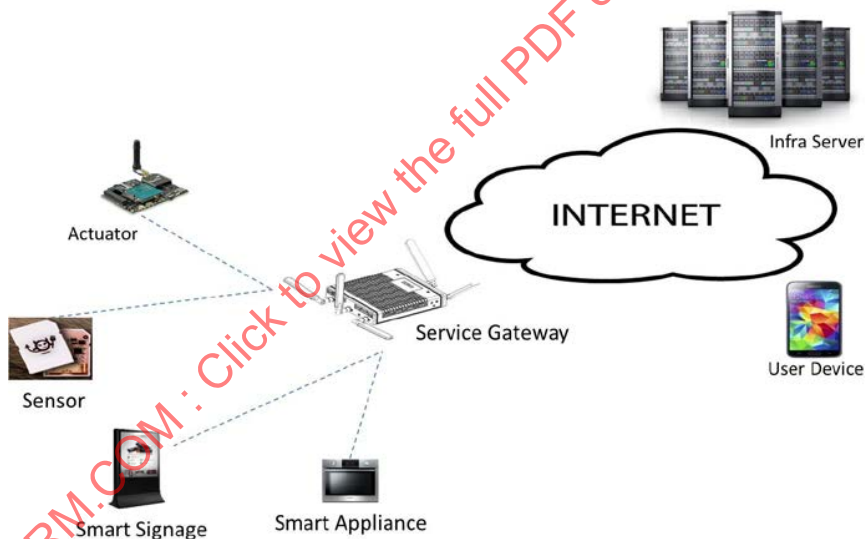


Figure 45. Example of Devices

Figure 45 depicts a typical deployment and set of Devices, which may be divided in the following categories:

- **Things:** Networked devices which are able to interface with physical environments. Things are the devices which are primarily controlled and monitored. Examples include smart appliances, sensors, and actuators. Things mostly take the role of Server but they may also take the role of Client, for example in machine-to-machine communications.
- **User Devices:** Devices employed by the users enabling the users to access resources and services. Examples include smart phones, tablets, and wearable devices. User Devices mainly take the role of Client, but may also take the role of Server or Intermediary.

- **Service Gateways:** Network equipment which take the role of Intermediary. Examples are home gateways.
- **Infra Servers:** Data centers residing in cloud infrastructure, which facilitate the interaction among Devices by providing network services such as AAA, NAT traversal or discovery. It can also play the role of Client or Intermediary

IECNORM.COM : Click to view the full PDF of ISO/IEC 30118-1:2018

Annex C (informative)

Other Resource Models and OCF Mapping

C.1 Multiple resource models

RESTful interactions are defined dependent on the resource model; hence, Devices require a common understanding of the resource model for interoperability.

There are multiple resource models defined by different organizations including OCF, IPSO Alliance and oneM2M, and used in the industry, which may restrict interoperability among respective ecosystems. The main differences from Resource model are as follows:

- **Resource structure:** Resources may be defined to have properties (e.g., oneM2M defined resources), or may be defined as an atomic entity and not be decomposable into properties (e.g., IPSO alliance defined resources). For example, a smart light may be represented as a resource with an on-off property or a resource collection containing an on-off resource. In the former, on-off property doesn't have a URI of its own and can only be accessed indirectly via the resource. In the latter, being a resource itself, on-off resource is assigned its own URI and can be directly manipulated.
- **Resource name & type:** Resources may be allowed to be named freely and have their characteristics indicated using a Resource Type property (e.g., as defined in oneM2M). Alternatively, the name of resources may be defined a priori in a way that the name by itself is indicative of its characteristic (e.g., as defined by IPSO alliance). For example, in oneM2M resource model, a smart light can be named with no restrictions, such as 'LivingRoomLight_1' but in IPSO alliance resource model it is required to have the fixed Object name with numerical Object ID of "IPSO Light Control (3311)". Consequently, it's likely that in the former case the data path in URI is freely defined and in the latter case it is predetermined.
- **Resource hierarchy:** Resources may be allowed to be organized in hierarchy where a resource contains another resource with a parent-child relationship (e.g., in oneM2M definition of resource model). Resources may also be required to have a flat structure and associate with other resources only by referencing their links.

In addition to the above, different organizations use different syntax and define different features (e.g., resource interface), which preclude interoperability.

C.2 OCF approach for support of multiple resource models

In order to expand the IoT ecosystem the Framework takes an inclusive approach for interworking with existing resource models. Specifically, the Framework defines a resource model while providing a mechanism to easily map to other models. By embracing existing resource models OCF is inclusive of existing ecosystems while allowing for the transition toward definition of a comprehensive resource model integrating all ecosystems.

The following OCF characteristics enable support of other resource models:

- **resource model is the superset of multiple models:** the resource model is defined as the superset of existing resource models. In other words, any existing resource model can be mapped to a subset of resource model concepts.
- **Framework may allow for resource model negotiation:** the Client and Server exchange the information about what resource model(s) each supports. Based on the exchanged information, the Client and Server choose a resource model to perform RESTful interactions or to perform translation. This feature is out of scope of the current version of this specification, however, the following is a high level description for resource model negotiation.

C.3 Resource model indication

The Client and server exchange the information about what resource model(s) each supports. Based on the exchanged information, the Client and Server choose a resource model to perform RESTful interactions or to perform translation. The exchange could be part of discovery and negotiation. Based on the exchange, the Client and Server follow a procedure to ensure interoperability among them. They may choose a common resource model or execute translation between resource models.

- **Resource model schema exchange:** The Client and Server may share the resource model information when they initiate a RESTful interaction. They may exchange the information about which resource model they support as part of session establishment procedures. Alternatively, each request or response message may carry the indication of which resource model it is using. For example, [COAP] defines “Content-Format option” to indicate the “representation format” such as “application/json”. It’s possible to extend the Content-Format Option to indicate the resource model used with the representation format such as “application/ipsso-json”.
- **Ensuing procedures:** After the Client and Server exchange the resource model information, they perform a suitable procedure to ensure interoperability among them. The simplest way is to choose a resource model supported by both the Client and Server. In case there is no common resource model, the Client and Server may interact through a 3rd party.

In addition to translation which can be resource intensive, a method based on profiles can be used in which an OCF implementation can accommodate multiple profiles and hence multiple ecosystems.

- **Resource Model Profile:** the Framework defines resource model profiles and implementers or users choose the active profile. The chosen profile constraints the Device to strict rules in how resources are defined, instantiated and interacted with. This would allow for interoperability with devices from the ecosystem identified by the profile (e.g., IPSO, OneM2M etc.). Although this enables a Device to participate in and be part of any given ecosystem, this scheme does not allow for generic interoperability at runtime. While this approach may be suitable for resource constrained devices, more resource capable devices are expected to support more than one profile.

C.4 An Example Profile (IPSO profile)

IPSO defines smart objects that have specific resources and they take values determined by the data type of that resource. The smart object specification defines a category of such objects. Each resource represents a characteristic of the smart object being modelled.

While the terms may be different, there are equivalent concepts in OCF to represent these terms. This section provides the equivalent OCF terms and then frames the IPSO smart object in OCF terms.

The IPSO object Light Control defined in Section 16 of the IPSO Smart Objects 1.0 is used as the reference example.

C.4.1 Conceptual equivalence

The IPSO smart object definition is equivalent to an Resource Type definition which defines the relevant characteristics of an entity being modelled. The specific IPSO Resource is equivalent to a Property that like an IPSO Resource has a defined data type, enumeration of acceptable values, units, a general description and access modes (based on the Interface).

The general method for developing the equivalent Resource Type from an IPSO Smart Object definition is to ignore the Object ID and replace the Object URN with an OCF ‘.’ (dot) separated name that incorporates the IPSO object. Alternatively the Object URN can be used as the Resource

Type ID as is (as long as the URN does not contain any '.' (dots)) – using the same Object URN as the Resource Type ID allows for compatibility when interacting with an IPSO compliant device. The object URN based naming does not have any bearing for OCF to OCF interoperability and so the OCF format is preferred – for OCF to OCF interoperability only the data model consistency is required.

Two models are available to render IPSO objects into OCF.

- 1) One is where the IPSO Smart Object represents a Resource. In this case, the IP Smart Object is regarded as a resource with the Resource Type matching the description of the Smart Object. Furthermore, each resource in the IPSO definition is represented as a Property in the Resource Type (the IPSO Resource ID is replaced with a string representing the Property). This is the preferred approach when the IPSO Data Model is expressed in the Resource Model.
- 16) The other approach is to model an IPSO Smart Object as a Collection. Each IPSO Resource is then modelled as a Resource with an Resource Type that matches the definition of the IPSO Resource. Each of these resource instances are then bound to the Collection that represents this IPSO Smart Object.

Below is an example showing how an IPSO LightControl Object is modelled as a Resource.

Resource Type: Light Control

Description: This Object is used to control a light source, such as a LED or other light. It allows a light to be turned on or off and its dimmer setting to be controlled as a percentage value between 0 and 100. An optional colour setting enables a string to be used to indicate the desired colour. Table 41 and Table 42 define the Resource Type and its properties, respectively.

Table 41. Light control Resource Type definition

Resource Type	Resource Type ID	Multiple Instances	Description
Light Control	"oic.light.control" or "urn:oma:lwm2m:ext:3311"	Yes	Light control object with on/off and optional dimming and energy monitor

Table 42. Light control Resource Type definition

Property title	Property name	Value type	Value rule	Unit	Access mode	Mandatory	Description
On/Off	"on-off"	boolean			R, W	yes	On/Of Control: 0 = Off 1 = On
Dimmer	"dim"	integer		%	R, W	no	Proportional Control, integer value between 0 and 100 as percentage
Color	"color"	string	0 – 100	Defined by "units" property	R, W	no	String representing some value in color space
Units	"units"	string			R	no	Measurement Units Definition e.g., "Cel" for Temperature in Celsius.
On Time	"ontime"	integer		s	R, W	no	The time in seconds that the light has been on.

							Writing a value of 0 resets the counter
Cumulative active power	"cumap"	float		Wh	R	no	The cumulative active power since the last cumulative energy reset or device start
Power Factor	"powfact"	float			R	no	The power factor of the load

IECNORM.COM : Click to view the full PDF of ISO/IEC 30118-1:2018

Annex D (normative)

Resource Type definitions

D.1 List of Resource Type definitions

All the sections in Annex D and Annex E describe the Resource Types with a restful API definition language. The Resource Type definitions presented in Annex D and Annex E are formatted for readability, and so may appear to have extra line breaks. The contents of the Resource Types without the extra line breaks are available in OCF Resource Type Definitions.

Table 43 contains the list of defined core resources in this specification.

Table 43. Alphabetized list of core resources

Friendly Name (informative)	Resource Type (rt)	Section
Collections	"oic.wk.col"	D.2
Device Configuration	"oic.wk.con"	D.3
Platform Configuration	"oic.wk.con.p"	D.4
Device	"oic.wk.d"	D.5
Discoverable Resources, baseline interface	"oic.wk.res"	D.9
Discoverable Resources, link list interface	"oic.wk.res"	D.10
Icon	"oic.r.icon"	D.15
Introspection	"oic.wk.introspection"	D.16
Maintenance	"oic.wk.mnt"	D.6
Platform	"oic.wk.p"	D.7
Ping	"oic.wk.ping"	D.8
Resource Directory	"oic.wk.rd"	D.14
Scenes (Top Level)	"oic.wk.scenelist"	D.11

Scenes Collections	“oic.wk.scenecollection”	D.12
Scenes Member	“oic.wk.scenemember”	D.13

D.2 OCF Collection

D.2.1 Introduction

OCF Collection Resource Type contains properties and links. The oic.if.baseline interface exposes a representation of the links and the properties of the collection resource itself

D.2.2 Example URI

/CollectionBaselineInterfaceURI

D.2.3 Resource Type

The resource type (rt) is defined as: oic.wk.col.

D.2.4 RAML Definition

```

#%RAML 0.8
title: Collections
version: 1.0

traits:
- interface-ll :
  queryParameters:
    if:
      enum: ["oic.if.ll"]
- interface-b :
  queryParameters:
    if:
      enum: ["oic.if.b"]
- interface-baseline :
  queryParameters:
    if:
      enum: ["oic.if.baseline"]
- interface-all :
  queryParameters:
    if:
      enum: ["oic.if.ll", "oic.if.baseline", "oic.if.b"]

/CollectionBaselineInterfaceURI:
  description: |
    OCF Collection Resource Type contains properties and links.
    The oic.if.baseline interface exposes a representation of
    the links and the properties of the collection resource itself

  is : ['interface-baseline']

  get:
    description: |
      Retrieve on Baseline Interface

  responses :
    200:
      body:
  
```



```

application/json:
  schema: /
  {
    "$schema": "http://json-schema.org/draft-04/schema#",
    "description": "Copyright (c) 2016 Open Connectivity Foundation, Inc. All rights
reserved.",
    "id": "http://www.openconnectivity.org/ocf-apis/core/schemas/oic.collection-
schema.json#",
    "title": "Collection",
    "definitions": {
      "oic.collection.setoflinks": {
        "description": "A set (array) of simple or individual OIC Links. In
addition to properties required for an OIC Link, the identifier for that link is also
required",
        "type": "array",
        "items": {
          "$ref": "oic.oic-link-schema.json#/definitions/oic.oic-link"
        }
      },
      "oic.collection.alllinks": {
        "description": "All forms of links in a collection",
        "oneOf": [
          {
            "$ref": "#/definitions/oic.collection.setoflinks"
          }
        ]
      },
      "oic.collection": {
        "type": "object",
        "description": "A collection is a set (array) of tagged-link or set
(array) of simple links along with additional properties to describe the collection itself",
        "properties": {
          "id": {
            "anyOf": [
              {
                "type": "integer",
                "description": "A number that is unique to that
collection; like an ordinal number that is not repeated"
              },
              {
                "type": "string",
                "description": "A unique string that could be a hash or
similarly unique"
              },
              {
                "$ref": "oic.types-schema.json#/definitions/uuid",
                "description": "A unique string that could be a UUIDv4"
              }
            ],
            "description": "ID for the collection. Can be an value that is
unique to the use context or a UUIDv4"
          },
          "di": {
            "$ref": "oic.types-schema.json#/definitions/uuid",
            "description": "The device ID which is an UUIDv4 string; used for
backward compatibility with Spec A definition of /oic/res"
          },
          "rts": {
            "$ref": "oic.core-
schema.json#/definitions/oic.core/properties/rt",
            "description": "Defines the list of allowable resource types (for
Target and anchors) in links included in the collection; new links being created can only be from
this list"
          },
          "drel": {
            "type": "string",
            "description": "When specified this is the default relationship
to use when an OIC Link does not specify an explicit relationship with *rel* parameter"
          },
          "links": {
            "$ref": "#/definitions/oic.collection.alllinks"
          }
        }
      }
    }
  }

```

```

    }
  }
},
"type": "object",
"allOf": [
  { "$ref": "oic.core-schema.json#/definitions/oic.core" },
  { "$ref": "#/definitions/oic.collection" }
]
}

```

example: /

```

{
  "rt": ["oic.wk.col"],
  "id": "unique_example_id",
  "rts": [ "oic.r.switch.binary", "oic.r.airflow" ],
  "links": [
    {
      "href": "switch",
      "rt": [ "oic.r.switch.binary" ],
      "if": [ "oic.if.a", "oic.if.baseline" ],
      "eps": [
        { "ep": "coap://[fe80::b1d6]:1111", "pri": 2 },
        { "ep": "coaps://[fe80::b1d6]:1122" },
        { "ep": "coap+tcp://[2001:db8:a::123]:2222", "pri": 3 }
      ]
    },
    {
      "href": "airFlow",
      "rt": [ "oic.r.airflow" ],
      "if": [ "oic.if.a", "oic.if.baseline" ],
      "eps": [
        { "ep": "coap://[fe80::b1d6]:1111", "pri": 2 },
        { "ep": "coaps://[fe80::b1d6]:1122" },
        { "ep": "coap+tcp://[2001:db8:a::123]:2222", "pri": 3 }
      ]
    }
  ]
}

```

post:

description: |
Update on Baseline Interface

body:
application/json:

```

schema: /
{
  "$schema": "http://json-schema.org/draft-04/schema#",
  "description": "Copyright (c) 2016 Open Connectivity Foundation, Inc. All rights reserved.",
  "id": "http://www.openconnectivity.org/ocf-apis/core/schemas/oic.collection-schema.json#",
  "title": "Collection",
  "definitions": {
    "oic.collection.setoflinks": {
      "description": "A set (array) of simple or individual OIC Links. In addition to properties required for an OIC Link, the identifier for that link in this set is also required",
      "type": "array",
      "items": {
        "$ref": "oic.oic-link-schema.json#/definitions/oic.oic-link"
      }
    },
    "oic.collection.alllinks": {
      "description": "All forms of links in a collection",
      "oneOf": [

```



```

    "title": "Collection",
    "definitions": {
      "oic.collection.setoflinks": {
        "description": "A set (array) of simple or individual OIC Links. In
addition to properties required for an OIC Link, the identifier for that link in this set is also
required",
        "type": "array",
        "items": {
          "$ref": "oic.oic-link-schema.json#/definitions/oic.oic-link"
        }
      },
      "oic.collection.alllinks": {
        "description": "All forms of links in a collection",
        "oneOf": [
          {
            "$ref": "#/definitions/oic.collection.setoflinks"
          }
        ]
      }
    },
    "oic.collection": {
      "type": "object",
      "description": "A collection is a set (array) of tagged-link or set
(array) of simple links along with additional properties to describe the collection itself",
      "properties": {
        "id": {
          "anyOf": [
            {
              "type": "integer",
              "description": "A number that is unique to that
collection; like an ordinal number that is not repeated"
            },
            {
              "type": "string",
              "description": "A unique string that could be a hash or
similarly unique"
            },
            {
              "$ref": "oic.types-schema.json#/definitions/uuid",
              "description": "A unique string that could be a UUIDv4"
            }
          ],
          "description": "ID for the collection. Can be an value that is
unique to the use context or a UUIDv4"
        },
        "di": {
          "$ref": "oic.types-schema.json#/definitions/uuid",
          "description": "The device ID which is an UUIDv4 string; used for
backward compatibility with Spec A definition of /oic/res"
        },
        "rts": {
          "$ref": "oic.core-
schema.json#/definitions/oic.core/properties/rt",
          "description": "Defines the list of allowable resource types (for
Target and anchors) in links included in the collection; new links being created can only be from
this list"
        },
        "drel": {
          "type": "string",
          "description": "When specified this is the default relationship
to use when an OIC Link does not specify an explicit relationship with *rel* parameter"
        },
        "links": {
          "$ref": "#/definitions/oic.collection.alllinks"
        }
      }
    }
  },
  "type": "object",
  "allOf": [
    {"$ref": "oic.core-schema.json#/definitions/oic.core"},
    {"$ref": "#/definitions/oic.collection"}
  ]
}

```

}

D.2.5 Property Definition

Property name	Value type	Mandatory	Access mode	Description
rt	array: see schema	yes		Resource Type
di	multiple types: see schema			Unique identifier for device (UUID)
title	string			A title for the link relation. Can be used by the UI to provide a context
eps	array: see schema			the Endpoint information of the target Resource
pri (eps)	integer			The priority among multiple Endpoints as specified in 10.2.3
ep (eps)	string			URI with Transport Protocol Suites + Endpoint Locator as specified in 10.2.1
ins	multiple types: see schema			The instance identifier for this web link in an array of web links - used in collections
p	object: see schema			Specifies the framework policies on the Resource referenced by the target URI
bm (p)	integer	yes		Specifies the framework policies on the Resource referenced by the target URI for e.g. observable and discoverable
href	string	yes		This is the target URI, it can be specified as a Relative Reference or fully-qualified URI. Relative Reference

				should be used along with the di parameter to make it unique.
rel	multiple types: see schema			The relation of the target URI referenced by the link to the context URI
type	array: schema see			A hint at the representation of the resource referenced by the target URI. This represents the media types that are used for both accepting and emitting
anchor	string			This is used to override the context URI e.g. override the URI of the containing collection
if	array: schema see	yes		The interface set supported by this resource

D.2.6 CRUDN behavior

Resource	Create	Read	Update	Delete	Notify
/CollectionBaselineInterfaceURI		get	post		

D.2.7 Referenced JSON schemas

D.2.8 oic.oic-link-schema.json

```
{
  "$schema": "http://json-schema.org/draft-04/schema#",
  "description": "Copyright (c) 2016, 2017 Open Connectivity Foundation, Inc. All rights reserved.",
  "id": "http://www.openconnectivity.org/ocf-apis/core/schemas/oic.oic-link-schema.json#",
  "definitions": {
    "oic.oic-link": {
      "type": "object",
      "properties": {
        "href": {
          "type": "string",
          "maxLength": 256,
          "description": "This is the target URI, it can be specified as a Relative Reference or fully-qualified URI. Relative Reference should be used along with the di parameter to make it unique.",
          "format": "uri"
        },
        "rel": {
          "oneOf": [
            {
              "type": "array",
              "items": {
                "type": "string",
                "maxLength": 64
              }
            },
            {
              "minItems": 1,
            }
          ]
        }
      }
    }
  }
}
```

```

        "default": ["hosts"]
      },
      {
        "type": "string",
        "maxLength": 64,
        "default": "hosts"
      }
    ],
    "description": "The relation of the target URI referenced by the link to the context URI"
  },
  "rt": {
    "type": "array",
    "items": {
      "type": "string",
      "maxLength": 64
    },
    "minItems": 1,
    "description": "Resource Type"
  },
  "if": {
    "type": "array",
    "items": {
      "type": "string",
      "enum": ["oic.if.baseline", "oic.if.ll", "oic.if.b", "oic.if.rw", "oic.if.r",
"oic.if.a", "oic.if.s" ]
    },
    "minItems": 1,
    "description": "The interface set supported by this resource"
  },
  "di": {
    "$ref": "oic.types-schema.json#/definitions/uuid",
    "description": "Unique identifier for device (UUID)"
  },
  "p": {
    "description": "Specifies the framework policies on the Resource referenced by the target
URI",
    "type": "object",
    "properties": {
      "bm": {
        "description": "Specifies the framework policies on the Resource referenced by the
target URI for e.g. observable and discoverable",
        "type": "integer"
      }
    },
    "required": ["bm"]
  },
  "title": {
    "type": "string",
    "maxLength": 64,
    "description": "A title for the link relation. Can be used by the UI to provide a
context"
  },
  "anchor": {
    "type": "string",
    "maxLength": 256,
    "description": "This is used to override the context URI e.g. override the URI of the
containing collection",
    "format": "uri"
  },
  "ins": {
    "oneOf": [
      {
        "type": "integer",
        "description": "An ordinal number that is not repeated - must be unique in the
collection context"
      },
      {
        "type": "string",
        "maxLength": 256,
        "format": "uri",
        "description": "Any unique string including a URI"
      }
    ]
  }
}

```

```

    },
    {
      "$ref": "oic.types-schema.json#/definitions/uuid",
      "description": "Unique identifier (UUID)"
    }
  ],
  "description": "The instance identifier for this web link in an array of web links - used
in collections"
},
"type": {
  "type": "array",
  "description": "A hint at the representation of the resource referenced by the target
URI. This represents the media types that are used for both accepting and emitting",
  "items": {
    "type": "string",
    "maxLength": 64
  },
  "minItems": 1,
  "default": "application/cbor"
},
"eps": {
  "type": "array",
  "description": "the Endpoint information of the target Resource",
  "items": {
    "type": "object",
    "properties": {
      "ep": {
        "type": "string",
        "format": "uri",
        "description": "URI with Transport Protocol Suites + Endpoint Locator as specified
in 10.2.1"
      },
      "pri": {
        "type": "integer",
        "minimum": 1,
        "description": "The priority among multiple Endpoints as specified in 10.2.3"
      }
    }
  }
}
},
"required": [ "href", "rt", "if" ]
},
"type": "object",
"allOf": [
  { "$ref": "#/definitions/oic.oic-link" }
]
}

```

D.3 Device Configuration

D.3.1 Introduction

Resource that allows for Device specific information to be configured.

D.3.2 Example URI

/example/DeviceConfigurationResURI

D.3.3 Resource Type

The resource type (rt) is defined as: oic.wk.con.

D.3.4 RAML Definition

```

#%RAML 0.8
title: OCF Configuration
version: v1-20160622
traits:

```



```

- interface-rw :
  queryParameters:
    if:
      enum: ["oic.if.rw"]
- interface-all :
  queryParameters:
    if:
      enum: ["oic.if.rw", "oic.if.baseline"]

/example/DeviceConfigurationResURI:
  description: |
    Resource that allows for Device specific information to be configured.

  get:
    description: |
      Retrieves the current Device configuration settings

    is : ['interface-all']
    responses :
      200:
        body:
          application/json:
            schema: /
              {
                "id": "http://www.openconnectivity.org/ocf-apis/core/schemas/oic.wk.con-
schema.json#",
                "$schema": "http://json-schema.org/draft-04/schema#",
                "description": "Copyright (c) 2016-2017 Open Connectivity Foundation, Inc. All
rights reserved.",
                "definitions": {
                  "oic.wk.con": {
                    "type": "object",
                    "properties": {
                      "loc": {
                        "type": "array",
                        "description": "Location information",
                        "items": {
                          "type": "number"
                        },
                        "minItems": 2,
                        "maxItems": 2
                      },
                      "locn": {
                        "type": "string",
                        "maxLength": 64,
                        "description": "Human Friendly Name for location"
                      },
                      "c": {
                        "type": "string",
                        "maxLength": 64,
                        "description": "Currency"
                      },
                      "r": {
                        "type": "string",
                        "maxLength": 64,
                        "description": "Region"
                      },
                      "ln": {
                        "type": "array",
                        "items" :
                        {
                          "type": "object",
                          "properties": {

```

```

        "language": {
          "$ref": "oic.types-schema.json#/definitions/language-tag",
          "description": "An RFC 5646 language tag."
        },
        "value": {
          "type": "string",
          "maxLength": 64,
          "description": "Device description in the indicated language."
        }
      }
    },
    "minItems": 1,
    "description": "Localized names"
  },
  "dl": {
    "$ref": "oic.types-schema.json#/definitions/language-tag",
    "description": "Default Language"
  }
}
}
},
"type": "object",
"allOf": [
  { "$ref": "oic.core-schema.json#/definitions/oic.core" },
  { "$ref": "#/definitions/oic.wk.con" }
],
"required": ["n"]
}

```

example: /

```

{
  "n": "My Friendly Device Name",
  "rt": ["oic.wk.con"],
  "loc": [32.777, -96.797],
  "locn": "My Location Name",
  "c": "USD",
  "r": "MyRegion",
  "dl": "en"
}

```

post:

description: |
Update the information about the Device

is: ['interface-rw']

body:

application/json

schema: /

```

{
  "id": "http://www.openconnectivity.org/ocf-apis/core/schemas/oic.wk.con-Update-
schema.json#",
  "$schema": "http://json-schema.org/draft-04/schema#",
  "description": "Copyright (c) 2016 Open Connectivity Foundation, Inc. All rights
reserved.",
  "definitions": {
    "oic.wk.con": {
      "type": "object",
      "properties": {
        "loc": {
          "type": "array",
          "description": "Location information",
          "items": {
            "type": "number"
          },
          "minItems": 2,
          "maxItems": 2
        },

```

```

    "locn": {
      "type": "string",
      "maxLength": 64,
      "description": "Human Friendly Name for location"
    },
    "c": {
      "type": "string",
      "maxLength": 64,
      "description": "Currency"
    },
    "r": {
      "type": "string",
      "maxLength": 64,
      "description": "Region"
    },
    "ln": {
      "type": "array",
      "items": [
        {
          "type": "object",
          "properties": {
            "language": {
              "$ref": "oic.types-schema.json#/definitions/language-tag",
              "description": "An RFC 5646 language tag."
            },
            "value": {
              "type": "string",
              "maxLength": 64,
              "description": "Device description in the indicated language."
            }
          }
        }
      ],
      "minItems": 1,
      "description": "Localized names"
    },
    "dl": {
      "$ref": "oic.types-schema.json#/definitions/language-tag",
      "description": "Default Language"
    }
  }
},
"type": "object",
"allOf": [
  { "$ref": "oic.core-schema.rw.json#/definitions/oic.core" },
  { "$ref": "#/definitions/oic.wk.con" }
],
"required": ["n"]
}

example: /
{
  "n": "Nuevo Nombre Amistoso",
  "r": "MyNewRegion",
  "ln": [ { "language": "es", "value": "Nuevo Nombre Amistoso" } ],
  "dl": "es"
}

responses :
200:
  body:
    application/json:
      schema: /
      {
        "id": "http://www.openconnectivity.org/ocf-apis/core/schemas/oic.wk.con-Update-
schema.json#",
        "$schema": "http://json-schema.org/draft-04/schema#",

```

```

reserved.",
    "description" : "Copyright (c) 2016 Open Connectivity Foundation, Inc. All rights
reserved.",
    "definitions": {
        "oic.wk.con": {
            "type": "object",
            "properties": {
                "loc": {
                    "type": "array",
                    "description": "Location information",
                    "items": {
                        "type": "number"
                    },
                    "minItems": 2,
                    "maxItems": 2
                },
                "locn": {
                    "type": "string",
                    "maxLength": 64,
                    "description": "Human Friendly Name for location"
                },
                "c": {
                    "type": "string",
                    "maxLength": 64,
                    "description": "Currency"
                },
                "r": {
                    "type": "string",
                    "maxLength": 64,
                    "description": "Region"
                },
                "ln": {
                    "type": "array",
                    "items" :
                    {
                        "type": "object",
                        "properties": {
                            "language": {
                                "$ref": "oic.types-schema.json#/definitions/language-tag",
                                "description": "An RFC 5646 language tag."
                            },
                            "value": {
                                "type": "string",
                                "maxLength": 64,
                                "description": "Device description in the indicated language."
                            }
                        }
                    }
                },
                "minItems" : 1,
                "description": "Localized names"
            },
            "dl": {
                "$ref": "oic.types-schema.json#/definitions/language-tag",
                "description": "Default Language"
            }
        }
    },
    "type": "object",
    "allOf": [
        { "$ref": "oic.core-schema.rw.json#/definitions/oic.core" },
        { "$ref": "#/definitions/oic.wk.con" }
    ],
    "required": ["n"]
}

```

example: /

```

{
    "n": "Nuevo Nombre Amistoso",
    "r": "MyNewRegion",
    "ln": [ { "language": "es", "value": "Nuevo Nombre Amistoso" } ],
}

```

```

    "dl": "es"
  }

```

D.3.5 Property Definition

Property name	Value type	Mandatory	Access mode	Description
loc	array: see schema			Location information
c	string			Currency
ln	array: see schema			Localized names
value (ln)	string			Device description in the indicated language.
language (ln)	multiple types: see schema			An RFC 5646 language tag.
locn	string			Human Friendly Name for location
dl	multiple types: see schema			Default Language
r	string			Region

D.3.6 CRUDN behavior

Resource	Create	Read	Update	Delete	Notify
/example/DeviceConfigurationResURI		get	post		

D.4 Platform Configuration

D.4.1 Introduction

Resource that allows for platform specific information to be configured.

D.4.2 Example URI

/example/PlatformConfigurationResURI

D.4.3 Resource Type

The resource type (rt) is defined as: oic.wk.con.p.

D.4.4 RAML Definition

```

#%RAML 0.8
title: OCF Platform Configuration
version: v1-20160622

traits:
- interface-rw :
  queryParameters:
  if:
    enum: ["oic.if.rw"]
- interface-all :
  queryParameters:
  if:
    enum: ["oic.if.rw", "oic.if.baseline"]

/example/PlatformConfigurationResURI:
  description: |

```

Resource that allows for platform specific information to be configured.

get:

description: |
Retrieves the current platform configuration settings

is : ['interface-all']

responses :

200:

body:

application/json:

```

schema: /
  {
    "id": "http://www.openconnectivity.org/ocf-apis/core/schemas/oic.wk.con.p-
schema.json#",
    "$schema": "http://json-schema.org/draft-04/schema#",
    "description" : "Copyright (c) 2017 Open Connectivity Foundation, Inc. All rights
reserved.",
    "definitions": {
      "oic.wk.con.p": {
        "type": "object",
        "properties": {
          "mnpn": {
            "type": "array",
            "items" :
              {
                "type": "object",
                "properties": {
                  "language": {
                    "$ref": "oic.types-schema.json#/definitions/language-tag",
                    "description": "An RFC 5646 language tag."
                  },
                  "value": {
                    "type": "string",
                    "maxLength": 64,
                    "description": "Platform description in the indicated language."
                  }
                }
              }
          },
          "minItems": 1,
          "description": "Platform names"
        }
      }
    },
    "type": "object",
    "allOf": [
      { "$ref": "oic.core-schema.json#/definitions/oic.core" },
      { "$ref": "#/definitions/oic.wk.con.p" }
    ]
  }
example: /
  {
    "rt": ["oic.wk.con.p"],
    "mnpn": [ { "language": "en", "value": "My Friendly Device Name" } ]
  }

```

post:

description: |
Update the information about the platform

is : ['interface-rw']

```

body:
  application/json:
    schema: /
      {
        "id": "http://www.openconnectivity.org/ocf-apis/core/schemas/oic.wk.con.p-Update-
schema.json#",
        "$schema": "http://json-schema.org/draft-04/schema#",
        "description": "Copyright (c) 2017 Open Connectivity Foundation, Inc. All rights
reserved.",
        "definitions": {
          "oic.wk.con.p": {
            "type": "object",
            "properties": {
              "mnpn": {
                "type": "array",
                "items": :
                  {
                    "type": "object",
                    "properties": {
                      "language": {
                        "$ref": "oic.types-schema.json#/definitions/language-tag",
                        "description": "An RFC 5646 language tag."
                      },
                      "value": {
                        "type": "string",
                        "maxLength": 64,
                        "description": "Platform description in the indicated language."
                      }
                    }
                  }
            },
            "minItems": 1,
            "description": "Platform names"
          }
        },
        "type": "object",
        "allOf": [
          { "$ref": "oic.core-schema.rw.json#/definitions/oic.core" },
          { "$ref": "#/definitions/oic.wk.con.p" }
        ],
        "required": ["mnpn"]
      }

example: /
  {
    "n": "Nuevo nombre",
    "mnpn": [ { "language": "es", "value": "Nuevo nombre de Plataforma Amigable" } ]
  }

responses :
  200:
    body:
      application/json:
        schema: /
          {
            "id": "http://www.openconnectivity.org/ocf-apis/core/schemas/oic.wk.con.p-Update-
schema.json#",
            "$schema": "http://json-schema.org/draft-04/schema#",
            "description": "Copyright (c) 2017 Open Connectivity Foundation, Inc. All rights
reserved.",
            "definitions": {
              "oic.wk.con.p": {
                "type": "object",
                "properties": {
                  "mnpn": {

```

```

        "type": "array",
        "items" :
        {
            "type": "object",
            "properties": {
                "language": {
                    "$ref": "oic.types-schema.json#/definitions/language-tag",
                    "description": "An RFC 5646 language tag."
                },
                "value": {
                    "type": "string",
                    "maxLength": 64,
                    "description": "Platform description in the indicated language."
                }
            }
        },
        "minItems" : 1,
        "description": "Platform names"
    }
}
},
"type": "object",
"allof": [
    { "$ref": "oic.core-schema.rw.json#/definitions/oic.core" },
    { "$ref": "#/definitions/oic.wk.con.p" }
],
"required": ["mnpn"]
}

example: /
{
    "n": "Nuevo nombre",
    "mnpn": [ { "language": "es", "value": "Nuevo nombre de Plataforma Amigable" } ]
}

```

D.4.5 Property Definition

Property name	Value type	Mandatory	Access mode	Description
mnpn	array: see schema			Platform names
value (mnpn)	string			Platform description in the indicated language.
language (mnpn)	multiple types: see schema			An RFC 5646 language tag.

D.4.6 CRUDN behavior

Resource	Create	Read	Update	Delete	Notify
/example/PlatformConfigurationResURI		get	post		

D.5 Device

D.5.1 Introduction

Known resource that is hosted by every Server. Allows for logical device specific information to be discovered.

D.5.2 Wellknown URI

/oic/d

D.5.3 Resource Type

The resource type (rt) is defined as: oic.wk.d.

D.5.4 RAML Definition

```

#%RAML 0.8

title: OIC Root Device
version: v1-20160622

traits:
- interface :
  queryParameters:
    if:
      enum: ["oic.if.r", "oic.if.baseline"]

/oic/d:
  description: |
    Known resource that is hosted by every Server.
    Allows for logical device specific information to be discovered.

  is : ['interface']

  get:
    description: |
      Retrieve the information about the Device

  responses :
    200:
      body:
        application/json:
          schema: /
            {
              "$schema": "http://json-schemas.org/draft-04/schema#",
              "description" : "Copyright (c) 2016, 2017 Open Connectivity Foundation, Inc. All
rights reserved.",
              "id": "http://www.openconnectivity.org/ocf-apis/core/schemas/oic.wk.d-
schema.json#",
              "definitions": {
                "oic.wk.d": {
                  "type": "object",
                  "properties": {
                    "di": {
                      "$ref": "oic.types-schema.json#/definitions/uuid",
                      "readOnly": true,
                      "description": "Unique identifier for device (UUID)"
                    },
                    "icv": {
                      "type": "string",
                      "maxLength": 64,
                      "readOnly": true,
                      "description": "The version of the OIC Server"
                    },
                    "dmv": {
                      "type": "string",
                      "maxLength": 256,
                      "readOnly": true,
                      "description": "Spec versions of the Resource and Device Specifications to
which this device data model is implemented"
                    },
                    "ld": {
                      "type": "array",
                      "items" :
                        {
                          "type": "object",
                          "properties": {
                            "language": {
                              "$ref": "oic.types-schema.json#/definitions/language-tag",
                              "readOnly": true,

```

```

        "description": "An RFC 5646 language tag."
      },
      "value": {
        "type": "string",
        "maxLength": 64,
        "readOnly": true,
        "description": "Device description in the indicated language."
      }
    },
    "minItems": 1,
    "readOnly": true,
    "description": "Localized Description."
  },
  "sv": {
    "type": "string",
    "maxLength": 64,
    "readOnly": true,
    "description": "Software version."
  },
  "dmn": {
    "type": "array",
    "items": {
      "type": "object",
      "properties": {
        "language": {
          "$ref": "oic.types-schema.json#/definitions/language-tag",
          "readOnly": true,
          "description": "An RFC 5646 language tag."
        },
        "value": {
          "type": "string",
          "maxLength": 64,
          "readOnly": true,
          "description": "Manufacturer name in the indicated language."
        }
      }
    },
    "minItems": 1,
    "readOnly": true,
    "description": "Manufacturer Name."
  },
  "dmno": {
    "type": "string",
    "maxLength": 64,
    "readOnly": true,
    "description": "Model number as designated by manufacturer."
  },
  "piid": {
    "$ref": "oic.types-schema.json#/definitions/uuid",
    "readOnly": true,
    "description": "Protocol independent unique identifier for device (UUID)
that is immutable."
  }
},
"type": "object",
"allof": [
  { "$ref": "oic.core-schema.json#/definitions/oic.core" },
  { "$ref": "#/definitions/oic.wk.d" }
],
"required": [ "n", "di", "icv", "dmv", "piid" ]
}

```

example: /

```

{
  "n": "Device 1",
  "rt": ["oic.wk.d"],

```

```

"di": "54919CA5-4101-4AE4-595B-353C51AA983C",
"icv": "ocf.1.0.0",
"dmv": "ocf.res.1.0.0, ocf.sh.1.0.0",
"piid": "6F0AAC04-2BB0-468D-B57C-16570A26AE48"
}

```

D.5.5 Property Definition

Property name	Value type	Mandatory	Access mode	Description
Id	array: see schema		Read Only	Localized Description.
value (Id)	string		Read Only	Device description in the indicated language.
language (Id)	multiple types: see schema		Read Only	An RFC 5646 language tag.
piid	multiple types: see schema	yes	Read Only	Protocol independent unique identifier for device (UUID) that is immutable.
di	multiple types: see schema	yes	Read Only	Unique identifier for device (UUID)
dmno	string		Read Only	Model number as designated by manufacturer.
sv	string		Read Only	Software version.
dmn	array: see schema		Read Only	Manufacturer Name.
value (dmn)	string		Read Only	Manufacturer name in the indicated language.
language (dmn)	multiple types: see schema		Read Only	An RFC 5646 language tag.
dmv	string	yes	Read Only	Spec versions of the Resource and Device Specifications to which this device data model is implemented
icv	string	yes	Read Only	The version of the OIC Server

D.5.6 CRUDN behavior

Resource	Create	Read	Update	Delete	Notify
/oic/d		get			

D.6 Maintenance

D.6.1 Introduction

The resource through which a Device is maintained and can be used for diagnostic purposes. fr (Factory Reset) is a boolean. The value 0 means No action (Default), the value 1 means Start Factory Reset After factory reset, this value shall be changed back to the default value rb (Reboot) is a boolean. The value 0 means No action (Default), the value 1 means Start Reboot After Reboot, this value shall be changed back to the default value

D.6.2 Wellknown URI

/oic/mnt

D.6.3 Resource Type

The resource type (rt) is defined as: oic.wk.mnt.

D.6.4 RAML Definition

```

#%RAML 0.8
title: Maintenance
version: v1-20160622
traits:
- interface-rw :
  queryParameters:
    if:
      enum: ["oic.if.rw", "oic.if.baseline"]
- interface-all :
  queryParameters:
    if:
      enum: ["oic.if.rw", "oic.if.r", "oic.if.baseline"]

/oic/mnt:
  description: |
    The resource through which a Device is maintained and can be used for diagnostic purposes.
    fr (Factory Reset) is a boolean.
    The value 0 means No action (Default), the value 1 means Start Factory Reset
    After factory reset, this value shall be changed back to the default value
    rb (Reboot) is a boolean.
    The value 0 means No action (Default), the value 1 means Start Reboot
    After Reboot, this value shall be changed back to the default value

  get:
    is : ['interface-all']
    description:
      Retrieve the maintenance action status

  responses :
    200:
      body:
        application/json:
          schema: /
            {
              "$schema": "http://json-schemas.org/draft-04/schema#",
              "description" : "Copyright (c) 2016, 2017 Open Connectivity Foundation, Inc. All
rights reserved.",
              "id": "http://www.openconnectivity.org/ocf-apis/core/schemas/oic.wk.mnt-
schema.json#",
              "definitions": {
                "oic.wk.mnt": {
                  "type": "object",

```

```

        "anyOf": [
          {"required": ["fr"]},
          {"required": ["rb"]}
        ],
        "properties": {
          "fr": {
            "type": "boolean",
            "description": "Factory Reset"
          },
          "rb": {
            "type": "boolean",
            "description": "Reboot Action"
          }
        }
      },
      "type": "object",
      "allOf": [
        { "$ref": "oic.core-schema.json#/definitions/oic.core" },
        { "$ref": "#/definitions/oic.wk.mnt" }
      ]
    }
  }

  example: /
  {
    "rt": ["oic.wk.mnt"],
    "fr": false,
    "rb": false
  }

post:
  is : ['interface-rw']
  description: |
    Set the maintenance action(s)

  body:
    application/json:
      schema: /
      {
        "$schema": "http://json-schema.org/draft-04/schema#",
        "description": "Copyright (c) 2016, 2017 Open Connectivity Foundation, Inc. All rights reserved.",
        "id": "http://www.openconnectivity.org/ocf-apis/core/schemas/oic.wk.mnt-schema.json#",
        "definitions": {
          "oic.wk.mnt": {
            "type": "object",
            "anyOf": [
              {"required": ["fr"]},
              {"required": ["rb"]}
            ],
            "properties": {
              "fr": {
                "type": "boolean",
                "description": "Factory Reset"
              },
              "rb": {
                "type": "boolean",
                "description": "Reboot Action"
              }
            }
          }
        },
        "type": "object",
        "allOf": [
          { "$ref": "oic.core-schema.json#/definitions/oic.core" },
          { "$ref": "#/definitions/oic.wk.mnt" }
        ]
      }
}

```

```

    }

    example: /
    {
      "fr": false,
      "rb": false
    }

    responses :
    200:
      body:
        application/json:
          schema: /
            {
              "$schema": "http://json-schemas.org/draft-04/schema#",
              "description": "Copyright (c) 2016, 2017 Open Connectivity Foundation, Inc. All
rights reserved.",
              "id": "http://www.openconnectivity.org/ocf-apis/core/schemas/oic.wk.mnt-
schema.json#",
              "definitions": {
                "oic.wk.mnt": {
                  "type": "object",
                  "anyOf": [
                    {"required": ["fr"]},
                    {"required": ["rb"]}
                  ],
                  "properties": {
                    "fr": {
                      "type": "boolean",
                      "description": "Factory Reset"
                    },
                    "rb": {
                      "type": "boolean",
                      "description": "Reboot Action"
                    }
                  }
                }
              },
              "type": "object",
              "allOf": [
                { "$ref": "oic.core-schema.json#/definitions/oic.core" },
                { "$ref": "#/definitions/oic.wk.mnt" }
              ]
            }

    example: /
    {
      "fr": false,
      "rb": false
    }

```

D.6.5 Property Definition

Property name	Value type	Mandatory	Access mode	Description
fr	boolean	yes		Factory Reset
rb	boolean	yes		Reboot Action

D.6.6 CRUDN behavior

Resource	Create	Read	Update	Delete	Notify
/oic/mnt		get	post		

D.7 Platform

D.7.1 Introduction

Known resource that is defines the platform on which an Server is hosted. Allows for platform specific information to be discovered.

D.7.2 Wellknown URI

/oic/p

D.7.3 Resource Type

The resource type (rt) is defined as: oic.wk.p.

D.7.4 RAML Definition

```

#%RAML 0.8
title: Platform
version: v1-20160622

traits:
- interface :
  queryParameters:
    if:
      enum: ["oic.if.r", "oic.if.baseline"]

/oic/p:
  description: |
    Known resource that is defines the platform on which an Server is hosted.
    Allows for platform specific information to be discovered.

  is : ['interface']
  get:
    description: |
      Retrieve the information about the Platform

  responses :
    200:
      body:
        application/json:
          schema: /
            {
              "$schema": "http://json-schemas.org/draft-04/schema#",
              "description" : "Copyright (c) 2016, 2017 Open Connectivity Foundation, Inc. All
rights reserved.",
              "id": "http://www.openconnectivity.org/ocf-apis/core/schemas/oic.wk.p-
schema.json#",
              "definitions": {
                "oic.wk.p": {
                  "type": "object",
                  "properties": {
                    "pi": {
                      "$ref": "oic.types-schema.json#/definitions/uuid",
                      "readOnly": true,
                      "description": "Platform Identifier as a UUID"
                    },
                    "mnmn": {
                      "type": "string",
                      "readOnly": true,
                      "description": "Manufacturer Name",
                      "maxLength": 64
                    },
                    "mnm1": {

```

```

        "type": "string",
        "readOnly": true,
        "description": "Manufacturer's URL",
        "maxLength": 256,
        "format": "uri"
    },
    "mnm": {
        "type": "string",
        "maxLength": 64,
        "readOnly": true,
        "description": "Model number as designated by manufacturer"
    },
    "mndt": {
        "$ref": "oic.types-schema.json#/definitions/date",
        "readOnly": true,
        "description": "Manufacturing Date."
    },
    "mnpv": {
        "type": "string",
        "maxLength": 64,
        "readOnly": true,
        "description": "Platform Version"
    },
    "mnos": {
        "type": "string",
        "maxLength": 64,
        "readOnly": true,
        "description": "Platform Resident OS Version"
    },
    "mnhw": {
        "type": "string",
        "maxLength": 64,
        "readOnly": true,
        "description": "Platform Hardware Version"
    },
    "mnfv": {
        "type": "string",
        "maxLength": 64,
        "readOnly": true,
        "description": "Manufacturer's firmware version"
    },
    "mnsi": {
        "type": "string",
        "readOnly": true,
        "description": "Manufacturer's Support Information URL",
        "maxLength": 256,
        "format": "uri"
    },
    "st": {
        "type": "string",
        "readOnly": true,
        "description": "Reference time for the device as defined in ISO 8601, where
concatenation of 'date' and 'time' with the 'T' as a delimiter between 'date' and 'time'.",
        "format": "date-time"
    },
    "vid": {
        "type": "string",
        "maxLength": 64,
        "readOnly": true,
        "description": "Manufacturer's defined string for the platform. The string
is freeform and up to the manufacturer on what text to populate it"
    }
}
},
"type": "object",
"allof": [
    { "$ref": "oic.core-schema.json#/definitions/oic.core" },
    { "$ref": "#/definitions/oic.wk.p" }
],
"required": [ "pi", "mnmn" ]

```



```

    }

    example: /
    {
      "pi": "54919CA5-4101-4AE4-595B-353C51AA983C",
      "rt": ["oic.wk.p"],
      "mmn": "Acme, Inc"
    }
  
```

D.7.5 Property Definition

Property name	Value type	Mandatory	Access mode	Description
mnfv	string		Read Only	Manufacturer's firmware version
vid	string		Read Only	Manufacturer's defined string for the platform. The string is freeform and up to the manufacturer on what text to populate it
mmn	string	yes	Read Only	Manufacturer Name
mnmo	string		Read Only	Model number as designated by manufacturer
mnml	string		Read Only	Manufacturer's URL
mnos	string		Read Only	Platform Resident OS Version
mndt	multiple types: see schema		Read Only	Manufacturing Date.
st	string		Read Only	Reference time for the device as defined in ISO 8601, where concatenation of 'date' and 'time' with the 'T' as a delimiter between 'date' and 'time'.
mnsi	string		Read Only	Manufacturer's Support Information URL
mpv	string		Read Only	Platform Version
pi	multiple types: see schema	yes	Read Only	Platform Identifier as a UUID
mnhw	string		Read Only	Platform Hardware Version

D.7.6 CRUDN behavior

Resource	Create	Read	Update	Delete	Notify
/oic/p		get			

D.8 Ping

D.8.1 Introduction

The resource using which an Client keeps its Connection with an Server active.

D.8.2 Wellknown URI

/oic/ping

D.8.3 Resource Type

The resource type (rt) is defined as: oic.wk.ping.

D.8.4 RAML Definition

```

#%RAML 0.8
title: Ping
version: v1-20160622

traits:
- interface :
  queryParameters:
    if:
      enum: ["oic.if.rw", "oic.if.baseline"]

/oic/ping:
  description: |
    The resource using which an Client keeps its Connection with an Server active.

  is : ['interface']

  get:
    description: |
      Retrieve the ping information

    responses :
      200:
        body:
          application/json:
            schema: /
            {
              "$schema": "http://json-schemas.org/draft-04/schema#",
              "description" : "Copyright (c) 2016, 2017 Open Connectivity Foundation, Inc. All
rights reserved.",
              "id": "http://www.openconnectivity.org/ocf-apis/core/schemas/oic.wk.ping-
schema.json#",
              "definitions": {
                "oic.wk.ping": {
                  "type": "object",
                  "properties": {
                    "in": {
                      "type": "integer",
                      "readOnly": false,
                      "description": "Indicates the interval for which connection shall be kept
alive"
                    }
                  }
                }
              }
            }

```

```

        "type": "object",
        "allOf": [
          { "$ref": "oic.core-schema.json#/definitions/oic.core" },
          { "$ref": "#/definitions/oic.wk.ping" }
        ],
        "required": [
          "in"
        ]
      }
    }

    example: /
      {
        "rt": ["oic.wk.ping"],
        "n": "Ping Information",
        "in": 16
      }

post:
  description: |
    Update or reset the alive interval

  body:
    application/json:
      schema: /
        {
          "$schema": "http://json-schemas.org/draft-04/schema#",
          "description": "Copyright (c) 2016, 2017 Open Connectivity Foundation, Inc. All rights reserved.",
          "id": "http://www.openconnectivity.org/ocf-apis/core/schemas/oic.wk.ping-schema.json#",
          "definitions": {
            "oic.wk.ping": {
              "type": "object",
              "properties": {
                "in": {
                  "type": "integer",
                  "readOnly": false,
                  "description": "Indicates the interval for which connection shall be kept alive"
                }
              }
            }
          },
          "type": "object",
          "allOf": [
            { "$ref": "oic.core-schema.json#/definitions/oic.core" },
            { "$ref": "#/definitions/oic.wk.ping" }
          ],
          "required": [
            "in"
          ]
        }
      }

    example: /
      {
        "in": 16
      }

responses :
  203:
    description: |
      Successfully updated & restarted alive interval timer.

    body:
      application/json:

```

```

schema: /
{
  "$schema": "http://json-schemas.org/draft-04/schema#",
  "description": "Copyright (c) 2016, 2017 Open Connectivity Foundation, Inc. All
rights reserved.",
  "id": "http://www.openconnectivity.org/ocf-apis/core/schemas/oic.wk.ping-
schema.json#",
  "definitions": {
    "oic.wk.ping": {
      "type": "object",
      "properties": {
        "in": {
          "type": "integer",
          "readOnly": false,
          "description": "Indicates the interval for which connection shall be kept
alive"
        }
      }
    }
  },
  "type": "object",
  "allOf": [
    { "$ref": "oic.core-schema.json#/definitions/oic.core" },
    { "$ref": "#/definitions/oic.wk.ping" }
  ],
  "required": [
    "in"
  ]
}

example: /
{
  "in": 16
}

```

D.8.5 Property Definition

Property name	Value type	Mandatory	Access mode	Description
in	integer		Read Write	Indicates the interval for which connection shall be kept alive

D.8.6 CRUDN behavior

Resource	Create	Read	Update	Delete	Notify
/oic/ping		get	post		

D.9 Discoverable Resources Baseline Interface

D.9.1 Introduction

Baseline representation of /oic/res; list of discoverable resources

D.9.2 Wellknown URI

/oic/res

D.9.3 Resource Type

The resource type (rt) is defined as: oic.wk.res.

D.9.4 RAML Definition

##RAML 0.8

title: Discoverable Resources
version: v1-20160622

```

traits:
- interface-ll :
  queryParameters:
    if:
      enum: ["oic.if.ll"]
- interface-baseline :
  queryParameters:
    if:
      enum: ["oic.if.baseline"]

/oic-res-BaselineInterfaceURI:
description: |
  Baseline representation of /oic/res; list of discoverable resources

is : ['interface-baseline']
get:
description: |
  Retrieve the discoverable resource set, baseline interface

responses :
200:
  body:
    application/json:
      schema: /
      {
        "$schema": "http://json-schema.org/draft-v4/schema#",
        "description" : "Copyright (c) 2016, 2017 Open Connectivity Foundation, Inc. All
rights reserved.",
        "id": "http://www.openconnectivity.org/ocf-apis/core/schemas/oic.wk.res-
schema.json#",
        "definitions": {
          "oic.res-baseline": {
            "type": "object",
            "properties": {
              "rt": {
                "type": "array",
                "items": {
                  "type": "string",
                  "maxLength": 64
                }
              },
              "minItems": 1,
              "readOnly": true,
              "description": "Resource Type"
            },
            "if": {
              "type": "array",
              "items": {
                "type": "string",
                "enum": ["oic.if.baseline", "oic.if.ll"]
              },
              "minItems": 1,
              "readOnly": true,
              "description": "The interface set supported by this resource"
            },
            "n": {
              "type": "string",
              "maxLength": 64,
              "readOnly": true,
              "description": "Human friendly name"
            },
            "mpro": {
              "readOnly": true,
              "description": "Supported messaging protocols",

```

```

        "type": "string",
        "maxLength": 64
    },
    "links": {
        "type": "array",
        "items": {
            "$ref": "oic.oic-link-schema.json#/definitions/oic.oic-link"
        }
    }
},
"required": ["rt", "if", "links"]
}
},
"description": "The list of resources expressed as OIC links",
"type": "array",
"items": {
    "$ref": "#/definitions/oic.res-baseline"
}
}

```

example: /

```

[
  {
    "rt": ["oic.wk.res"],
    "if": ["oic.if.baseline", "oic.if.ll" ],
    "links":
    [
      {
        "href": "/humidity",
        "rt": ["oic.r.humidity"],
        "if": ["oic.if.s"],
        "p": {"bm": 3},
        "eps": [
          {"ep": "coaps://[fe80::b1d6]:1111", "pri": 2},
          {"ep": "coaps://[fe80::b1d6]:1122"},
          {"ep": "coap+tcp://[2001:db8:a::123]:2222", "pri": 3}
        ]
      },
      {
        "href": "/temperature",
        "rt": ["oic.r.temperature"],
        "if": ["oic.if.s"],
        "p": {"bm": 3},
        "eps": [
          {"ep": "coaps://[[2001:db8:a::123]:2222"}
        ]
      }
    ]
  }
]

```

D.9.5 Property Definition

Property name	Value type		Mandatory	Access mode	Description
rt	array: see schema	yes	yes	Read Only	Resource Type
n	string			Read Only	Human friendly name
links	array: see schema	yes	yes		
mpro	string			Read Only	Supported messaging protocols
if	array: see schema	yes	yes	Read Only	The interface set supported by this resource

D.9.6 CRUDN behavior

Resource	Create	Read	Update	Delete	Notify
/oic/res		get			

D.10 Discoverable Resources Link List interface**D.10.1 Introduction**

Link list representation of /oic/res; list of discoverable resources

D.10.2 Wellknown URI

/oic/res

D.10.3 Resource Type

The resource type (rt) is defined as: oic.wk.res.

D.10.4 RAML Definition

```

#%RAML 0.8
title: Discoverable Resources
version: v1-20160622

traits:
- interface-ll :
  queryParameters:
    if:
      enum: ["oic.if.ll"]
- interface-baseline :
  queryParameters:
    if:
      enum: ["oic.if.baseline"]

/oic-res-llInterfaceURI:
  description: |
    Link list representation of /oic/res; list of discoverable resources

  is : ['interface-ll']
  get:
    description: |
      Retrieve the discoverable resource set, link list interface

  responses :
    200:
      body:
        application/json:
          schema: /
            {
              "$schema": "http://json-schema.org/draft-v4/schema#",
              "description" : "Copyright (c) 2016, 2017 Open Connectivity Foundation, Inc. All
rights reserved.",
              "id": "http://www.openconnectivity.org/ocf-apis/core/schemas/oic.wk.res-schema-
ll.json#",
              "description": "The list of resources expressed as OCF links without di",
              "definitions": {
                "oic.res-ll": {
                  "$ref": "oic.oic-link-schema.json#/definitions/oic.oic-link"
                }
              },
              "type": "array",
              "items": {

```

```

    "$ref": "#/definitions/oic.res-ll"
  }
}

example: /
[
  {
    "href": "/humidity",
    "rt": ["oic.r.humidity"],
    "if": ["oic.if.s"],
    "p": {"bm": 3},
    "eps": [
      {"ep": "coaps://[fe80::bld6]:1111", "pri": 2},
      {"ep": "coaps://[fe80::bld6]:1122"},
      {"ep": "coaps+tcp://[2001:db8:a::123]:2222", "pri": 3}
    ]
  },
  {
    "href": "/temperature",
    "rt": ["oic.r.temperature"],
    "if": ["oic.if.s"],
    "p": {"bm": 3},
    "eps": [
      {"ep": "coaps://[[2001:db8:a::123]:2222"}
    ]
  }
]

```

D.10.5 Property Definition

Property name	Value type	Mandatory	Access mode	Description
rt	array: see schema	yes		Resource Type
di	multiple types: see schema			Unique identifier for device (UUID)
title	string			A title for the link relation. Can be used by the UI to provide a context
eps	array: see schema			the Endpoint information of the target Resource
pri (eps)	integer			The priority among multiple Endpoints as specified in 10.2.3
ep (eps)	string			URI with Transport Protocol Suites + Endpoint Locator as specified in 10.2.1
ins	multiple types: see schema			The instance identifier for this web link in an array of web links - used in collections

p	object: schema	see			Specifies the framework policies on the Resource referenced by the target URI
bm (p)	integer		yes		Specifies the framework policies on the Resource referenced by the target URI for e.g. observable and discoverable
href	string		yes		This is the target URI, it can be specified as a Relative Reference or fully-qualified URI. Relative Reference should be used along with the di parameter to make it unique.
rel	multiple types: see schema				The relation of the target URI referenced by the link to the context URI
type	array: schema	see			A hint at the representation of the resource referenced by the target URI. This represents the media types that are used for both accepting and emitting
anchor	string				This is used to override the context URI e.g. override the URI of the containing collection
if	array: schema	see	yes		The interface set supported by this resource

D.10.6 CRUDN behavior

Resource	Create	Read	Update	Delete	Notify
/oic/res		get			

D.10.7 Referenced JSON schemas**D.10.8 oic.oic-link-schema.json**

```

{
  "$schema": "http://json-schema.org/draft-04/schema#",
  "description": "Copyright (c) 2016, 2017 Open Connectivity Foundation, Inc. All rights reserved.",
  "id": "http://www.openconnectivity.org/ocf-apis/core/schemas/oic.oic-link-schema.json#",
  "definitions": {
    "oic.oic-link": {
      "type": "object",
      "properties": {
        "href": {
          "type": "string",
          "maxLength": 256,
          "description": "This is the target URI, it can be specified as a Relative Reference or fully-qualified URI. Relative Reference should be used along with the di parameter to make it unique.",
          "format": "uri"
        },
        "rel": {
          "oneOf": [
            {
              "type": "array",
              "items": {
                "type": "string",
                "maxLength": 64
              },
              "minItems": 1,
              "default": ["hosts"]
            },
            {
              "type": "string",
              "maxLength": 64,
              "default": "hosts"
            }
          ],
          "description": "The relation of the target URI referenced by the link to the context URI"
        },
        "rt": {
          "type": "array",
          "items": {
            "type": "string",
            "maxLength": 64
          },
          "minItems": 1,
          "description": "Resource Type"
        },
        "if": {
          "type": "array",
          "items": {
            "type": "string",
            "enum": ["oic.if.baseline", "oic.if.ll", "oic.if.b", "oic.if.rw", "oic.if.r", "oic.if.a", "oic.if.s"]
          },
          "minItems": 1,
          "description": "The interface set supported by this resource"
        },
        "di": {
          "$ref": "oic.types-schema.json#/definitions/uuid",
          "description": "Unique identifier for device (UUID)"
        },
        "p": {
          "description": "Specifies the framework policies on the Resource referenced by the target URI",
          "type": "object",
          "properties": {
            "bm": {
              "description": "Specifies the framework policies on the Resource referenced by the target URI for e.g. observable and discoverable",

```



```

        "required": [ "href", "rt", "if" ]
    },
    "type": "object",
    "allOf": [
        { "$ref": "#/definitions/oic.oic-link" }
    ]
}

```

D.11 Scenes (Top level)

D.11.1 Introduction

Toplevel Scene resource. This resource is a generic collection resource. The rts value shall contain oic.wk.scenecollection resource types.

D.11.2 Example URI

/SceneListResURI

D.11.3 Resource Type

The resource type (rt) is defined as: oic.wk.scenelist.

D.11.4 RAML Definition

```

#%RAML 0.8
title: Scene
version: v1-20160622

traits:
- interface :
    queryParameters:
        if:
            enum: ["oic.if.a", "oic.if.ll", "oic.if.baseline"]

/SceneListResURI:
description: |
    Toplevel Scene resource.
    This resource is a generic collection resource.
    The rts value shall contain oic.wk.scenecollection resource types.

get:
description: |
    Provides the current list of web links pointing to scenes

responses :
    200:
        body:
            application/json:
                schema: /
                    {
                        "$schema": "http://json-schema.org/draft-04/schema#",
                        "description" : "Copyright (c) 2016 Open Connectivity Foundation, Inc. All rights
reserved.",
                        "id": "http://www.openconnectivity.org/ocf-apis/core/schemas/oic.collection-
schema.json#",
                        "title": "Collection",
                        "definitions": {
                            "oic.collection.setoflinks": {
                                "description": "A set (array) of simple or individual OIC Links. In
addition to properties required for an OIC Link, the identifier for that link in this set is also
required",
                                "type": "array",

```

```

        "items": {
            "$ref": "oic.oic-link-schema.json#/definitions/oic.oic-link"
        }
    },
    "oic.collection.alllinks": {
        "description": "All forms of links in a collection",
        "oneOf": [
            {
                "$ref": "#/definitions/oic.collection.setoflinks"
            }
        ]
    },
    "oic.collection": {
        "type": "object",
        "description": "A collection is a set (array) of tagged-link or set
(array) of simple links along with additional properties to describe the collection itself",
        "properties": {
            "id": {
                "anyOf": [
                    {
                        "type": "integer",
                        "description": "A number that is unique to that
collection; like an ordinal number that is not repeated"
                    },
                    {
                        "type": "string",
                        "description": "A unique string that could be a hash or
similarly unique"
                    },
                    {
                        "$ref": "oic.types-schema.json#/definitions/uuid",
                        "description": "A unique string that could be a UUIDv4"
                    }
                ],
                "description": "ID for the collection. Can be an value that is
unique to the use context or a UUIDv4"
            },
            "di": {
                "$ref": "oic.types-schema.json#/definitions/uuid",
                "description": "The device ID which is an UUIDv4 string; used for
backward compatibility with Spec A definition of /oic/res"
            },
            "rts": {
                "$ref": "oic.core-
schema.json#/definitions/oic.core.properties/rt",
                "description": "Defines the list of allowable resource types (for
Target and anchors) in links included in the collection; new links being created can only be from
this list"
            },
            "drel": {
                "type": "string",
                "description": "When specified this is the default relationship
to use when an OIC Link does not specify an explicit relationship with *rel* parameter"
            },
            "links": {
                "$ref": "#/definitions/oic.collection.alllinks"
            }
        }
    }
},
"type": "object",
"allOf": [
    {"$ref": "oic.core-schema.json#/definitions/oic.core"},
    {"$ref": "#/definitions/oic.collection"}
]
}

example: /
{
    "rt": ["oic.wk.scenelist"],
    "n": "list of scene Collections",

```

```

    "rts": ["oic.wk.scenecollection"],
    "links": [
    ]
}

```

D.11.5 Property Definition

Property name	Value type	Mandatory	Access mode	Description
drel	string			When specified this is the default relationship to use when an OIC Link does not specify an explicit relationship with "rel" parameter
links	multiple types: see schema			
id	multiple types: see schema			ID for the collection. Can be an value that is unique to the use context or a UUIDv4
rts	multiple types: see schema			Defines the list of allowable resource types (for Target and anchors) in links included in the collection; new links being created can only be from this list
di	multiple types: see schema			The device ID which is an UUIDv4 string; used for backward compatibility with Spec A definition of /oic/res

D.11.6 CRUDN behavior

Resource	Create	Read	Update	Delete	Notify
/SceneListResURI		get			

D.12 Scene Collections

D.12.1 Introduction

Collection that models a set of Scenes. This resource is a generic collection resource with additional parameters. The rts value shall contain oic.scenemember resource types. The additional parameters are lastScene, this is the scene value last set by any OCF Client sceneValues, this is the list of available scenes lastScene shall be listed in sceneValues.

D.12.2 Example URI

/SceneCollectionResURI

D.12.3 Resource Type

The resource type (rt) is defined as: oic.wk.scenecollection.

D.12.4 RAML Definition

```

#%RAML 0.8
title: Scene
version: v1-20160622

traits:
- interface :
  queryParameters:
    if:
      enum: ["oic.if.a", "oic.if.ll", "oic.if.baseline"]

/SceneCollectionResURI:
  description: |
    Collection that models a set of Scenes.
    This resource is a generic collection resource with additional parameters.
    The rts value shall contain oic.scenemember resource types.
    The additional parameters are
    lastScene, this is the scene value last set by any OCF Client
    sceneValues, this is the list of available scenes
    lastScene shall be listed in sceneValues.

  get:
    description: |
      Provides the current list of web links pointing to scenes

    responses :
      200:
        body:
          application/json:
            schema: /
              {
                "$schema": "http://json-schema.org/draft-04/schema#",
                "description": "Copyright (c) 2016, 2017 Open Connectivity Foundation, Inc. All
rights reserved.",
                "id": "http://www.openconnectivity.org/ocf-apis/core/schemas/oic.sceneCollection-
schema.json#",
                "title": "Scene Collection",
                "definitions": {
                  "oic.sceneCollection": {
                    "type": "object",
                    "properties": {
                      "lastScene": {
                        "type": "string",
                        "description": "Last selected Scene, shall be part of sceneValues"
                      },
                      "sceneValues": {
                        "type": "string",
                        "readOnly": true,
                        "description": "All available scene values"
                      },
                    },
                    "n": {
                      "type": "string",
                      "description": "Used to name the Scene collection"
                    },
                    "id": {
                      "type": "string",

```

```

        "description" : "A unique string that could be a hash or
similarly unique"
    },
    "rts": {
        "$ref": "oic.core-schema.json#/definitions/oic.core/properties/rt",
        "description": "Defines the list of allowable resource types in links
included in the collection; new links being created can only be from this list"
    },
    "links": {
        "type": "array",
        "description": "Array of OIC web links that are reference from this
collection",
        "items" : {
            "allOf": [
                { "$ref": "oic.oic-link-schema.json#/definitions/oic.oic-link" },
                { "required" : [ "ins" ] }
            ]
        }
    },
    "required": [ "lastScene", "sceneValues", "rts", "id" ]
}
},
"type": "object",
"allOf" : [
    { "$ref": "oic.core-schema.json#/definitions/oic.core" },
    { "$ref": "#/definitions/oic.sceneCollection" }
]
}

```

example: /

```

{
    "lastScene": "off",
    "sceneValues": "off,Reading,TVWatching",
    "rt": ["oic.wk.scenecollection"],
    "n": "My Scenes for my living room",
    "id": "0685B960-736F-46F7-BEC0-9E6CBD671ADC1",
    "rts": ["oic.wk.sceneMember"],
    "links": [
    ]
}

```

post:

description: |
 Provides the action to change the last set scene selection.
 Calling this method shall update all scene members to the prescribed membertvalue.
 When this method is called with the same value as the current lastScene value
 then all scene members shall be updated.

body:
 application/json:

```

schema: /
{
    "$schema": "http://json-schema.org/draft-04/schema#",
    "description": "Copyright (c) 2016, 2017 Open Connectivity Foundation, Inc. All rights
reserved.",
    "id": "http://www.openconnectivity.org/ocf-apis/core/schemas/oic.sceneCollection-
schema.json#",
    "title": "Scene Collection",
    "definitions": {
        "oic.sceneCollection": {
            "type": "object",
            "properties": {
                "lastScene": {
                    "type": "string",
                    "description": "Last selected Scene, shall be part of sceneValues"
                }
            }
        }
    }
}

```



```

    },
    "sceneValues": {
      "type": "string",
      "readOnly": true,
      "description": "All available scene values"
    },
    "n": {
      "type": "string",
      "description": "Used to name the Scene collection"
    },
    "id": {
      "type": "string",
      "description": "A unique string that could be a hash or
similarly unique"
    },
    "rts": {
      "$ref": "oic.core-schema.json#/definitions/oic.core/properties/rt",
      "description": "Defines the list of allowable resource types in links included
in the collection; new links being created can only be from this list"
    },
    "links": {
      "type": "array",
      "description": "Array of OIC web links that are reference from this
collection",
      "items": {
        "allOf": [
          { "$ref": "oic.oic-link-schema.json#/definitions/oic.oic-link" },
          { "required": [ "ins" ] }
        ]
      }
    },
    "required": [ "lastScene" ]
  },
  "type": "object",
  "allOf": [
    { "$ref": "oic.core-schema.json#/definitions/oic.core" },
    { "$ref": "#/definitions/oic.sceneCollection" }
  ]
}

example: /
{
  "lastScene": "Reading"
}

responses :
200:
description: |
  Indicates that the value is changed.
  The changed properties are provided in the response.
body:
application/json:
schema: /
{
  "$schema": "http://json-schema.org/draft-04/schema#",
  "description": "Copyright (c) 2016, 2017 Open Connectivity Foundation, Inc. All
rights reserved.",
  "id": "http://www.openconnectivity.org/ocf-apis/core/schemas/oic.sceneCollection-
schema.json#",
  "title": "Scene Collection",
  "definitions": {
    "oic.sceneCollection": {
      "type": "object",

```

```

"properties": {
  "lastScene": {
    "type": "string",
    "description": "Last selected Scene, shall be part of sceneValues"
  },
  "sceneValues": {
    "type": "string",
    "readOnly": true,
    "description": "All available scene values"
  },
  "n": {
    "type": "string",
    "description": "Used to name the Scene collection"
  },
  "id": {
    "type": "string",
    "description": "A unique string that could be a hash or
similarly unique"
  },
  "rts": {
    "$ref": "oic.core-schema.json#/definitions/oic.core/properties/rt",
    "description": "Defines the list of allowable resource types in links
included in the collection; new links being created can only be from this list"
  },
  "links": {
    "type": "array",
    "description": "Array of OIC web links that are reference from this
collection",
    "items": {
      "allOf": [
        { "$ref": "oic.oic-link-schema.json#/definitions/oic.oic-link" },
        { "required": [ "ins" ] }
      ]
    }
  },
  "required": [ "lastScene" ]
},
"type": "object",
"allOf": [
  { "$ref": "oic.core-schema.json#/definitions/oic.core" },
  { "$ref": "#/definitions/oic.sceneCollection" }
]
}

example: /
{
  "lastScene": "Reading"
}

```

D.12.5 Property Definition

Property name	Value type	Mandatory	Access mode	Description
lastScene	string	yes		Last selected Scene, shall be part of sceneValues
links	array: schema see			Array of OIC web links that are reference from this collection
sceneValues	string	yes	Read Only	All available scene values

n	string			Used to name the Scene collection
rts	multiple types: see schema	yes		Defines the list of allowable resource types in links included in the collection; new links being created can only be from this list
id	string	yes		A unique string that could be a hash or similarly unique

D.12.6 CRUDN behavior

Resource	Create	Read	Update	Delete	Notify
/SceneCollectionResURI		get	post		

D.13 Scene Member

D.13.1 Introduction

Collection that models a scene member.

D.13.2 Example URI

/SceneMemberResURI

D.13.3 Resource Type

The resource type (rt) is defined as: oic.wk.sceneMember.

D.13.4 RAML Definition

```

#%RAML 0.8
title: Scene
version: v1-20160622

traits:
- interface :
  queryParameters:
    if:
      enum: ["oic.if.a", "oic.if.ll", "oic.if.baseline"]

/SceneMemberResURI:
  description: |
    Collection that models a scene member.

  get:
    description: |
      Provides the scene member

  responses :
    200:
      body:
        application/json:
          schema: /
    
```

```

    {
      "$schema": "http://json-schema.org/draft-04/schema#",
      "description": "Copyright (c) 2016, 2017 Open Connectivity Foundation, Inc. All
rights reserved.",
      "id": "http://www.openconnectivity.org/ocf-apis/core/schemas/oic.sceneMember-
schema.json#",
      "title": "Scene Member",
      "definitions": {
        "oic.sceneMember": {
          "type": "object",
          "properties": {
            "n": {
              "type": "string",
              "description": "Used to name the Scene collection"
            },
            "id": {
              "type": "string",
              "description": "Can be an value that is unique to the use context or a
UUIDv4"
            },
            "SceneMappings": {
              "type": "array",
              "description": "array of mappings per scene, can be 1",
              "items": {
                "type": "object",
                "properties": {
                  "scene": {
                    "type": "string",
                    "description": "Specifies a scene value that will acted upon"
                  },
                  "memberProperty": {
                    "type": "string",
                    "readOnly": true,
                    "description": "property name that will be mapped"
                  },
                  "memberValue": {
                    "type": "string",
                    "readOnly": true,
                    "description": "value of the Member Property"
                  }
                }
              },
              "required": [ "scene", "memberProperty", "memberValue" ]
            },
            "link": {
              "type": "string",
              "description": "web link that points at a resource",
              "$ref": "oic.oic-link-schema.json#/definitions/oic.oic-link"
            }
          },
          "required": [ "link" ]
        }
      },
      "type": "object",
      "allOf": [
        { "$ref": "oic.core-schema.json#/definitions/oic.core" },
        { "$ref": "#/definitions/oic.sceneMember" }
      ]
    }
  
```

example: /

```

{
  "rt": [ "oic.wk.scenemember" ],
  "id": "0685B960-FFFF-46F7-BEC0-9E6234671ADC1",
  "n": "my binary switch (for light bulb) mappings",
  "link": {
    "href": "binarySwitch",
    "rt": [ "oic.r.switch.binary" ],
  }
}
  
```

```

    "if": ["oic.if.a", "oic.if.baseline"],
    "eps": [
      {"ep": "coap://[fe80::b1d6]:1111", "pri": 2},
      {"ep": "coaps://[fe80::b1d6]:1122"},
      {"ep": "coap+tcp://[2001:db8:a::123]:2222", "pri": 3}
    ]
  },
  "sceneMappings": [
    {
      "scene": "off",
      "memberProperty": "value",
      "memberValue": true
    },
    {
      "scene": "Reading",
      "memberProperty": "value",
      "memberValue": false
    },
    {
      "scene": "TVWatching",
      "memberProperty": "value",
      "memberValue": true
    }
  ]
}

```

D.13.5 Property Definition

Property name	Value type	Mandatory	Access mode	Description
SceneMappings	array: schema	see		array of mappings per scene, can be 1
memberValue (SceneMappings)	string	yes	Read Only	value of the Member Property
memberProperty (SceneMappings)	string	yes	Read Only	property name that will be mapped
scene (SceneMappings)	string	yes		Specifies a scene value that will acted upon
link	string	yes		web link that points at a resource
id	string			Can be an value that is unique to the use context or a UUIDv4
n	string			Used to name the Scene collection

D.13.6 CRUDN behavior

Resource	Create	Read	Update	Delete	Notify
/SceneMemberResURI		get			

D.14 Resource directory resource

D.14.1 Introduction

Resource to be exposed by any Device that can act as a Resource Directory. 1) Provides selector criteria (e.g., integer) with GET request 2) Publish or Update a Link in /oic/res with POST request 3) Delete a Link in /oic/res with DELETE request

D.14.2 Wellknown URI

/oic/rd

D.14.3 Resource Type

The resource type (rt) is defined as: oic.wk.rd.

D.14.4 RAML Definition

```

#%RAML 0.8
title: Resource Directory
version: v1-20160622

traits:
- rddelete-di :
  queryParameters:
    di:
      description: This is used to determine which set of links to operate on. (Need authentication to ensure that there is no spoofing). If instance is omitted then the entire set of links from this device ID is deleted
      Example: DELETE /oic/rd?di="0685B960-736F-46F7-BEC0-9E6CBD671ADC1"

- rddelete-ins :
  queryParameters:
    ins:
      description: Instance of the link to delete
      Value of parameter is a string where instance to be deleted are comma separated
      Example: DELETE /oic/rd?di="0685B960-736F-46F7-BEC0-9E6CBD671ADC1";ins="20"

- rdgetinterface :
  queryParameters:
    if:
      enum: ["oic.if.baseline"]
      description: Interface is optional since there is only one interface supported for the Resource Type
      Both for RD selectin and for publish.
      Example: GET /oic/rd?if=oic.if.baseline

- rdpostinterface :
  queryParameters:
    rt:
      enum: ["oic.wk.rdpub"]
      description: Used in POST request to ask the RD to add the Links in payload to /oic/res.
      Example: POST /oic/rd?rt=oic.wk.rdpub

/oic/rd:
  description: |
    Resource to be exposed by any Device that can act as a Resource Directory.
    1) Provides selector criteria (e.g., integer) with GET request
    2) Publish or Update a Link in /oic/res with POST request
    3) Delete a Link in /oic/res with DELETE request

  get:
    description: |
      Get the attributes of the Resource Directory for selection purposes.

    is : ['rdgetinterface']

  responses :
    200:
      description: |

```

Respond with the selector criteria - either the set of attributes or the bias factor

```
body:
  application/json:
    schema: /
      {
        "$schema": "http://json-schema.org/draft-04/schema#",
        "description": "Copyright (c) 2016, 2017 Open Connectivity Foundation, Inc. All
rights reserved.",
        "id": "http://www.openconnectivity.org/ocf-apis/core/schemas/oic.rd.selection-
schema.json#",
        "title": "RD Selection",
        "definitions": {
          "oic.rd.attributes": {
            "type": "object",
            "oneOf": [
              {
                "properties": {
                  "sel": {
                    "type": "integer",
                    "minimum": 0,
                    "maximum": 100,
                    "description": "A bias factor calculated by the Resource directory -
the value is in the range of 0 to 100 - 0 implies that RD is not to be selected. Client chooses RD
with highest bias factor or randomly between RDs that have same bias factor"
                  }
                },
                "required": ["sel"]
              },
              {
                "properties": {
                  "sel": {
                    "description": "Selection criteria that a device wanting to publish to
any RD can use to choose this Resource Directory over others that are discovered",
                    "type": "object",
                    "properties": {
                      "pwr": {
                        "type": "string",
                        "enum": [ "ac", "batt", "safe" ],
                        "description": "A hint about how the RD is powered. If AC then this
is stronger than battery powered. If source is reliable (safe) then appropriate mechanism for
managing power failure exists"
                      },
                      "conn": {
                        "type": "string",
                        "enum": [ "wrld", "wrlds" ],
                        "description": "A hint about the networking connectivity of the RD.
*wrld* if wired connected and *wrlds* if wireless connected."
                      },
                      "bw": {
                        "type": "string",
                        "description": "Qualitative bandwidth of the connection",
                        "enum": [ "high", "low", "lossy" ]
                      },
                      "mf": {
                        "type": "integer",
                        "description": "Memory factor - Ratio of available memory to total
memory expressed as a percentage"
                      },
                      "load": {
                        "type": "array",
                        "items": {
                          "type": "number"
                        },
                        "minItems": 3,
                        "maxItems": 3,
                        "description": "Current load capacity of the RD. Expressed as a
load factor 3-tuple (upto two decimal points each). Load factor is based on request processed in a
1 minute, 5 minute window and 15 minute window"
                      }
                    }
                  }
                }
              }
            ]
          }
        }
      }

```

```

        }
      }
    },
    "required": ["sel"]
  }
]
}
},
"type": "object",
"allOf": [
  { "$ref": "oic.core-schema.json#/definitions/oic.core" },
  { "$ref": "#/definitions/oic.rd.attributes" }
]
}

```

example: /

```

{
  "rt": ["oic.wk.rd"],
  "if": ["oic.if.baseline"],
  "sel": 50
}

```

post:

description: |

Publish the resource information for the first time or Update the existing one in /oic/res. Appropriate parts of the information, i.e., Links of the published Resources will be discovered through /oic/res.

1) When a Device first publishes a Link, the request payload to RD may include the Links without "ins" Parameter.

2) Upon granting the request, the RD assigns a unique instance value identifying the Link among all the Links it advertises

and sends back the instance value in "ins" Parameter in the Link to the publishing Device.

3) When later the publishing Device updates the existing Link, i.e., changing its Endpoint information,

the request payload to RD needs to include the instance value in "ins" Parameter to identify the Link to update.

is : ['rdpostinterface']

body:

application/json:

```

schema: /
{
  "$schema": "http://json-schema.org/draft-04/schema#",
  "description": "Copyright (c) 2016,2017 Open Connectivity Foundation, Inc. All rights reserved.",
  "id": "http://www.openconnectivity.org/ocf-apis/core/schemas/oic.rd.publish-schema.json#",
  "title": "RD Publish & Update",
  "definitions": {
    "oic.rd.publish": {
      "description": "Publishes resources as OIC Links into the resource directory",
      "properties": {
        "di": {
          "$ref": "oic.types-schema.json#/definitions/uuid",
          "description": "A unique identifier for the publishing Device, i.e., its device ID"
        },
        "links": {
          "$ref": "oic.collection-schema.json#/definitions/oic.collection.setoflinks"
        },
        "ttl": {
          "type": "integer",
          "description": "Time to indicate a RD, how long to keep this published item. After this time (in seconds) elapses, the RD invalidates the links. To keep link alive the publishing device updates the ttl using the update schema"
        }
      }
    }
  }
}

```



```

    }
  },
  "type": "object",
  "allOf": [
    {
      "$ref": "oic.core-schema.json#/definitions/oic.core"
    },
    {
      "$ref": "#/definitions/oic.rd.publish"
    }
  ],
  "required": [
    "di",
    "links",
    "ttl"
  ]
}

```

example: /

```

{
  "di": "e61c3e6b-9c54-4b81-8ce5-f9039c1d04d9",
  "links": [
    {
      "anchor": "ocf://e61c3e6b-9c54-4b81-8ce5-f9039c1d04d9",
      "href": "/myLightSwitch",
      "rt": ["oic.r.switch.binary"],
      "if": ["oic.if.a", "oic.if.baseline"],
      "p": {"bm": 3},
      "eps": [
        {"ep": "coaps://[2001:db8:a::b1d6]:1111", "pri": 2},
        {"ep": "coaps://[2001:db8:a::b1d6]:1122"},
        {"ep": "coaps+tcp://[2001:db8:a::123]:2222", "pri": 3}
      ]
    },
    {
      "anchor": "ocf://e61c3e6b-9c54-4b81-8ce5-f9039c1d04d9",
      "href": "/myLightBrightness",
      "rt": ["oic.r.brightness"],
      "if": ["oic.if.a", "oic.if.baseline"],
      "p": {"bm": 3},
      "eps": [
        {"ep": "coaps://[2001:db8:a::123]:2222"}
      ]
    }
  ],
  "ttl": 600
}

```

responses :

200:

description: |
 Respond with the same schema as publish but, when a Link is first published,
 with the additional "ins" Parameter in the Link.
 This value is used by the receiver to manage that OCF Link instance.

body:

```

application/json:
  schema: /
  {
    "$schema": "http://json-schema.org/draft-04/schema#",
    "description": "Copyright (c) 2016,2017 Open Connectivity Foundation, Inc. All
rights reserved.",
    "id": "http://www.openconnectivity.org/ocf-apis/core/schemas/oic.rd.publish-
schema.json#",
    "title": "RD Publish & Update",
    "definitions": {

```

```

    "oic.rd.publish": {
      "description": "Publishes resources as OIC Links into the resource directory",
      "properties": {
        "di": {
          "$ref": "oic.types-schema.json#/definitions/uuid",
          "description": "A unique identifier for the publishing Device, i.e., its
device ID"
        },
        "links": {
          "$ref": "oic.collection-schema.json#/definitions/oic.collection.setoflinks"
        },
        "ttl": {
          "type": "integer",
          "description": "Time to indicate a RD, how long to keep this published
item. After this time (in seconds) elapses, the RD invalidates the links. To keep link alive the
publishing device updates the ttl using the update schema"
        }
      }
    },
    "type": "object",
    "allOf": [
      {
        "$ref": "oic.core-schema.json#/definitions/oic.core"
      },
      {
        "$ref": "#/definitions/oic.rd.publish"
      }
    ],
    "required": [
      "di",
      "links",
      "ttl"
    ]
  }
}

```

example: /

```

{
  "di": "e61c3e6b-9c54-4b81-8ce5-f9039c1d04d9",
  "links": [
    {
      "anchor": "ocf://e61c3e6b-9c54-4b81-8ce5-f9039c1d04d9",
      "href": "/myLightSwitch",
      "rt": ["oic.r.switch.binary"],
      "if": ["oic.if.a", "oic.if.baseline"],
      "p": {"bm": 3},
      "eps": [
        {"ep": "coaps://[2001:db8:a::b1d6]:1111", "pri": 2},
        {"ep": "coaps://[2001:db8:a::b1d6]:1122"},
        {"ep": "coaps+tcp://[2001:db8:a::123]:2222", "pri": 3}
      ],
      "ins": "11235"
    },
    {
      "anchor": "ocf://e61c3e6b-9c54-4b81-8ce5-f9039c1d04d9",
      "href": "/myLightBrightness",
      "rt": ["oic.r.brightness"],
      "if": ["oic.if.a", "oic.if.baseline"],
      "p": {"bm": 3},
      "eps": [
        {"ep": "coaps://[2001:db8:a::123]:2222"}
      ],
      "ins": "112358"
    }
  ],
  "ttl": 600
}

```

delete:

description: |
Delete a particular OIC Link - the link may be a simple link or a link in a tagged set.

is : ['rddelete-di','rddelete-ins']

responses :

200:

description: |
The delete succeeded

D.14.5 Property Definition

Property name	Value type	Mandatory	Access mode	Description
sel	object: see schema	yes		Selection criteria that a device wanting to publish to any RD can use to choose this Resource Directory over others that are discovered
mf (sel)	integer			Memory factor - Ratio of available memory to total memory expressed as a percentage
load (sel)	array: see schema			Current load capacity of the RD. Expressed as a load factor 3-tuple (upto two decimal points each). Load factor is based on request processed in a 1 minute, 5 minute window and 15 minute window
bw (sel)	string			Qualitative bandwidth of the connection
pwr (sel)	string			A hint about how the RD is powered. If AC then this is stronger than battery powered. If source is reliable (safe) then appropriate mechanism for managing power failure exists

conn (sel)	string			A hint about the networking connectivity of the RD. *wrd* if wired connected and *wrls* if wireless connected.
---------------	--------	--	--	----------------------------------------------------------------------------------------------------------------

D.14.6 CRUDN behavior

Resource	Create	Read	Update	Delete	Notify
/oic/rd		get	post	delete	

D.15 Icon

D.15.1 Introduction

This resource describes the attributes associated with an Icon.

D.15.2 Example URI

/IconResURI

D.15.3 Resource Type

The resource type (rt) is defined as: oic.r.icon.

D.15.4 RAML Definition

```

#%RAML 0.8
title: OICIcon
version: v1.1.0-20161107

traits:
- interface :
  queryParameters:
    if:
      enum: ["oic.if.r", "oic.if.baseline"]

/IconResURI:
  description: |
    This resource describes the attributes associated with an Icon.

  is : ['interface']

  get:
    description:
      Retrieves the current icon properties.

  responses :
    200:
      body:
        application/json:
          schema: /
            {
              "id": "http://www.openconnectivity.org/ocf-apis/core/schemas/oic.r.icon.json#",
              "$schema": "http://json-schema.org/draft-04/schema#",
              "description" : "Copyright (c) 2017 Open Connectivity Foundation, Inc. All rights reserved.",
              "title": "Icon",
              "definitions": {
                "oic.r.icon": {

```

```

"properties": {
  "mimetype": {
    "type": "string",
    "maxLength": 64,
    "readOnly": true,
    "description": "Specifies the format of the MIME Type"
  },
  "width": {
    "type": "integer",
    "minimum": 1,
    "readOnly": true,
    "description": "Specifies the width in pixels"
  },
  "height": {
    "type": "integer",
    "minimum": 1,
    "readOnly": true,
    "description": "Specifies the height in pixels"
  },
  "media": {
    "type": "string",
    "maxLength": 256,
    "format": "uri",
    "readOnly": true,
    "description": "Specifies the media URL to icon"
  }
}
},
"type": "object",
"allOf": [
  { "$ref": "oic.core-schema.json#/definitions/oic.core"},
  { "$ref": "#/definitions/oic.r.icon"}
],
"required": ["mimetype", "width", "height", "media"]
}

example: /
{
  "rt": ["oic.r.icon"],
  "id": "unique_example_id",
  "mimetype": "image/png",
  "width": 256,
  "height": 256,
  "media": "http://findbetter.ru/public/uploads/1481662800/2043.png"
}

```

D.15.5 Property Definition

Property name	Value type	Mandatory	Access mode	Description
mimetype	string	yes	Read Only	Specifies the format of the MIME Type
width	integer	yes	Read Only	Specifies the width in pixels
media	string	yes	Read Only	Specifies the media URL to icon
height	integer	yes	Read Only	Specifies the height in pixels

D.15.6 CRUDN behavior

Resource	Create	Read	Update	Delete	Notify
/IconResURI		get			

D.16 Introspection Resource

D.16.1 Introduction

This resource provides the means to get the device introspection data specifying all the endpoints of the device. The url hosted by this resource is either a local or an external url.

D.16.2 Example URI

/IntrospectionResURI

D.16.3 Resource Type

The resource type (rt) is defined as: oic.wk.introspection.

D.16.4 RAML Definition

```

#%RAML 0.8
title: OICIntrospection
version: v1.0.0-20160707

traits:
- interface :
  queryParameters:
    if:
      enum: ["oic.if.r", "oic.if.baseline"]

/IntrospectionResURI:
  description: |
    This resource provides the means to get the device introspection data specifying all the
    endpoints of the device.
    The url hosted by this resource is either a local or an external url.

  is : ['interface']
  get:
    responses :
      200:
        body:
          application/json:
            schema: /
            {
              "id": "http://www.openconnectivity.org/ocf-
apis/core/schemas/oic.wk.introspectionInfo.json#",
              "$schema": "http://json-schema.org/draft-04/schema#",
              "description" : "Copyright (c) 2017 Open Interconnect Consortium, Inc. All rights
reserved.",
              "title": "introspection resource",
              "definitions": {
                "oic.wk.introspectionInfo": {
                  "type": "object",
                  "properties": {
                    "urlInfo": {
                      "type": "array",
                      "description": "The valid range for the value Property",
                      "readOnly": true,
                      "minItems": 1,
                      "items": {
                        "type" : "object",
                        "properties": {
                          "url": {
                            "type": "string",
                            "format": "uri",
                            "description" : "url to download the description"
                          },
                          "protocol": {
                            "type": "string",

```

```

"coaps+tcp" ],
    "enum": [ "coap", "coaps", "http", "https", "coap+tcp",
    "description" : "protocol to be used to download the introspection"
  },
  "content-type": {
    "type": "string",
    "enum": [ "application/json", "application/cbor" ],
    "default" : "application/cbor",
    "description" : "content-type of the introspection data"
  },
  "version": {
    "type": "integer",
    "enum": [ 1 ],
    "default" : 1,
    "description" : "version the introspection data that can be
downloaded"
  }
},
"required" : [ "url","protocol"]
}
},
"required" : ["urlInfo"]
}
},
"type": "object",
"allOf": [
  {"$ref": "#/definitions/oic.wk.introspectionInfo"},
  {"$ref": "oic.core-schema.json#/definitions/oic.core"}
]
}
}
example: /
{
  "rt" : ["oic.wk.introspection"],
  "urlInfo" : [
    {
      "content-type" : "application/cbor",
      "protocol" : "coap",
      "url" : "coap://[fe80::1]:1234/IntrospectionExampleURI"
    }
  ]
}
}

```

D.16.5 Property Definition

Property name	Value type	Mandatory	Access mode	Description
urlInfo	array: see schema	yes	Read Only	The valid range for the value Property
url (urlInfo)	string	yes		url to download the description
content-type (urlInfo)	string			content-type of the introspection data
version (urlInfo)	integer			version the introspection data that can be downloaded
protocol (urlInfo)	string	yes		protocol to be used to download the introspection

D.16.6 CRUDN behavior

Resource	Create	Read	Update	Delete	Notify
/IntrospectionResURI		get			

IECNORM.COM : Click to view the full PDF of ISO/IEC 30118-1:2018

Annex E (informative)

Swagger2.0 definitions

E.1 Icon

E.1.1 Introduction

This resource describes the attributes associated with an Icon. Retrieves the current icon properties.

E.1.2 Example URI

/IconResURI

E.1.3 Resource Type

The resource type (rt) is defined as: ['oic.r.icon'].

E.1.4 Swagger2.0 Definition

```
{
  "swagger": "2.0",
  "info": {
    "title": "Icon",
    "version": "v1.1.0-20161107",
    "license": {
      "name": "copyright 2016-2017 Open Connectivity Foundation, Inc. All rights reserved.",
      "x-description": "Redistribution and use in source and binary forms, with or without
modification, are permitted provided that the following conditions are met:\n
1. Redistributions of source code must retain the above copyright notice, this list of conditions and
the following disclaimer.\n
2. Redistributions in binary form must reproduce the above
copyright notice, this list of conditions and the following disclaimer in the documentation and/or
other materials provided with the distribution.\n\n
THIS SOFTWARE IS PROVIDED BY THE Open
Connectivity Foundation, INC. \AS IS\ AND ANY EXPRESS OR IMPLIED WARRANTIES, INCLUDING, BUT NOT
LIMITED TO, THE IMPLIED WARRANTIES OF MERCHANTABILITY AND FITNESS FOR A PARTICULAR PURPOSE OR
WARRANTIES OF NON-INFRINGEMENT, ARE DISCLAIMED.\n
IN NO EVENT SHALL THE Open Connectivity
Foundation, INC. OR CONTRIBUTORS BE LIABLE FOR ANY DIRECT, INDIRECT, INCIDENTAL, SPECIAL,
EXEMPLARY, OR CONSEQUENTIAL DAMAGES (INCLUDING, BUT NOT LIMITED TO, PROCUREMENT OF SUBSTITUTE GOODS
OR SERVICES; LOSS OF USE, DATA, OR PROFITS; OR BUSINESS INTERRUPTION)\n
HOWEVER CAUSED AND
ON ANY THEORY OF LIABILITY, WHETHER IN CONTRACT, STRICT LIABILITY, OR TORT (INCLUDING NEGLIGENCE OR
OTHERWISE) ARISING IN ANY WAY OUT OF THE USE OF THIS SOFTWARE, EVEN IF ADVISED OF THE POSSIBILITY
OF SUCH DAMAGE.\n"
    }
  },
  "schemes": ["http"],
  "consumes": ["application/json"],
  "produces": ["application/json"],
  "paths": {
    "/IconResURI" : {
      "get": {
        "description": "This resource describes the attributes associated with an Icon.\nRetrieves
the current icon properties.\n",
        "parameters": [
        ],
        "responses": {
          "200": {
            "description": "",
            "x-example": {
              "rt": ["oic.r.icon"],
              "id": "unique_example_id",
              "mimetype": "image/png",
              "width": 256,
              "height": 256,
            }
          }
        }
      }
    }
  }
}
```



```

    },
    "id" :
    {
        "description": "Instance ID of this specific resource",
        "maxLength": 64,
        "readOnly": true,
        "type": "string"
    },
    "if" :
    {
        "description": "The interface set supported by this resource",
        "items": {
            "enum": [
                "oic.if.baseline",
                "oic.if.ll",
                "oic.if.b",
                "oic.if.lb",
                "oic.if.rw",
                "oic.if.r",
                "oic.if.a",
                "oic.if.s"
            ],
            "type": "string"
        },
        "minItems": 1,
        "readOnly": true,
        "type": "array"
    }
},
"required": ["mimetype", "width", "height", "media"]
}
}
}

```

E.1.5 Property Definition

Property name	Value type	Mandatory	Access mode	Description
width	integer	yes	Read Only	Specifies the width in pixels
rt	array: schema <i>see</i>		Read Only	Resource Type
id	string		Read Only	Instance ID of this specific resource
height	integer	yes	Read Only	Specifies the height in pixels
mimetype	string	yes	Read Only	Specifies the format of the MIME Type
n	string		Read Only	Friendly name of the resource
if	array: schema <i>see</i>		Read Only	The interface set supported by this resource
media	string	yes	Read Only	Specifies the media URL to icon

E.1.6 CRUDN behavior

Resource	Create	Read	Update	Delete	Notify
/IconResURI		get			

E.2 Introspection Resource

E.2.1 Introduction

This resource provides the means to get the device introspection data specifying all the endpoints of the device. The url hosted by this resource is either a local or an external url.

E.2.2 Example URI

/IntrospectionResURI

E.2.3 Resource Type

The resource type (rt) is defined as: ['oic.wk.introspection'].

E.2.4 Swagger2.0 Definition

```
{
  "swagger": "2.0",
  "info": {
    "title": "Introspection Resource",
    "version": "v1.0.0-20160707",
    "license": {
      "name": "copyright 2016-2017 Open Connectivity Foundation, Inc. All rights reserved.",
      "x-description": "Redistribution and use in source and binary forms, with or without
modification, are permitted provided that the following conditions are met:\n
1. Redistributions of source code must retain the above copyright notice, this list of conditions and
the following disclaimer.\n
2. Redistributions in binary form must reproduce the above
copyright notice, this list of conditions and the following disclaimer in the documentation and/or
other materials provided with the distribution.\n\n
THIS SOFTWARE IS PROVIDED BY THE Open
Connectivity Foundation, INC. \AS IS\ AND ANY EXPRESS OR IMPLIED WARRANTIES, INCLUDING, BUT NOT
LIMITED TO, THE IMPLIED WARRANTIES OF MERCHANTABILITY AND FITNESS FOR A PARTICULAR PURPOSE OR
WARRANTIES OF NON-INFRINGEMENT, ARE DISCLAIMED.\n
IN NO EVENT SHALL THE Open Connectivity
Foundation, INC. OR CONTRIBUTORS BE LIABLE FOR ANY DIRECT, INDIRECT, INCIDENTAL, SPECIAL,
EXEMPLARY, OR CONSEQUENTIAL DAMAGES (INCLUDING, BUT NOT LIMITED TO, PROCUREMENT OF SUBSTITUTE GOODS
OR SERVICES; LOSS OF USE, DATA, OR PROFITS; OR BUSINESS INTERRUPTION)\n
HOWEVER CAUSED AND
ON ANY THEORY OF LIABILITY, WHETHER IN CONTRACT, STRICT LIABILITY, OR TORT (INCLUDING NEGLIGENCE OR
OTHERWISE) ARISING IN ANY WAY OUT OF THE USE OF THIS SOFTWARE, EVEN IF ADVISED OF THE POSSIBILITY
OF SUCH DAMAGE.\n"
    }
  },
  "schemes": ["http"],
  "consumes": ["application/json"],
  "produces": ["application/json"],
  "paths": {
    "/IntrospectionResURI": {
      "get": {
        "description": "This resource provides the means to get the device introspection data
specifying all the endpoints of the device.\nThe url hosted by this resource is either a local or
an external url.\n",
        "parameters": [
          ],
        "responses": {
          "200": {
            "description": "",
            "x-example":
              {
                "rt": ["oic.wk.introspection"],
                "urlInfo": [
                  {
                    "content-type": "application/cbor",
                    "protocol": "coap",
                    "url": "coap://[fe80::1]:1234/IntrospectionExampleURI"
                  }
                ]
              }
          }
        }
      }
    }
  },
  "schema": { "$ref": "#/definitions/oic.wk.introspectionInfo" }
}
```

```

    }
  }
},
"parameters": {
  "interface": {
    "in": "query",
    "name": "if",
    "type": "string",
    "enum": ["oic.if.r", "oic.if.baseline"]
  }
},
"definitions": {
  "oic.wk.introspectionInfo": {
    "properties": {
      "rt": {
        "description": "Resource Type of the Resource",
        "items": {
          "maxLength": 64,
          "type": "string"
        },
        "minItems": 1,
        "readOnly": true,
        "type": "array"
      },
      "n": {
        "description": "Friendly name of the resource",
        "maxLength": 64,
        "readOnly": true,
        "type": "string"
      },
      "urlInfo": {
        "description": "Information on the location of the introspection data.",
        "items": {
          "properties": {
            "content-type": {
              "default": "application/cbor",
              "description": "content-type of the introspection data",
              "enum": [
                "application/json",
                "application/cbor"
              ],
              "type": "string"
            },
            "protocol": {
              "description": "Identifier for the protocol to be used to obtain the introspection
information",
              "enum": [
                "coap",
                "coaps",
                "http",
                "https",
                "coap+tcp",
                "coaps+tcp"
              ],
              "type": "string"
            },
            "url": {
              "description": "The URL of the introspection information.",
              "format": "uri",
              "type": "string"
            },
            "version": {
              "default": 1,
              "description": "The version of the introspection data that can be downloaded",
              "enum": [

```


E.2.6 CRUDN behavior

Resource	Create	Read	Update	Delete	Notify
/IntrospectionResURI		get			

E.3 OCF Collection**E.3.1 Introduction**

OCF Collection Resource Type contains properties and links. The oic.if.baseline interface exposes a representation of the links and the properties of the collection resource itself. Retrieve on Baseline Interface

E.3.2 Example URI

/CollectionBaselineInterfaceURI

E.3.3 Resource Type

The resource type (rt) is defined as: ['oic.wk.col'].

E.3.4 Swagger2.0 Definition

```
{
  "swagger": "2.0",
  "info": {
    "title": "OCF Collection",
    "version": "1.0",
    "license": {
      "name": "copyright 2016-2017 Open Connectivity Foundation, Inc. All rights reserved.",
      "x-description": "Redistribution and use in source and binary forms, with or without
modification, are permitted provided that the following conditions are met:\n
1. Redistributions of source code must retain the above copyright notice, this list of conditions and
the following disclaimer.\n
2. Redistributions in binary form must reproduce the above
copyright notice, this list of conditions and the following disclaimer in the documentation and/or
other materials provided with the distribution.\n\n
THIS SOFTWARE IS PROVIDED BY THE Open
Connectivity Foundation, INC. \AS IS\ AND ANY EXPRESS OR IMPLIED WARRANTIES, INCLUDING, BUT NOT
LIMITED TO, THE IMPLIED WARRANTIES OF MERCHANTABILITY AND FITNESS FOR A PARTICULAR PURPOSE OR
WARRANTIES OF NON-INFRINGEMENT, ARE DISCLAIMED.\n
IN NO EVENT SHALL THE Open Connectivity
Foundation, INC. OR CONTRIBUTORS BE LIABLE FOR ANY DIRECT, INDIRECT, INCIDENTAL, SPECIAL,
EXEMPLARY, OR CONSEQUENTIAL DAMAGES (INCLUDING, BUT NOT LIMITED TO, PROCUREMENT OF SUBSTITUTE GOODS
OR SERVICES; LOSS OF USE, DATA, OR PROFITS; OR BUSINESS INTERRUPTION)\n
HOWEVER CAUSED AND
ON ANY THEORY OF LIABILITY, WHETHER IN CONTRACT, STRICT LIABILITY, OR TORT (INCLUDING NEGLIGENCE OR
OTHERWISE) ARISING IN ANY WAY OUT OF THE USE OF THIS SOFTWARE, EVEN IF ADVISED OF THE POSSIBILITY
OF SUCH DAMAGE.\n"
    }
  },
  "schemes": ["http"],
  "consumes": ["application/json"],
  "produces": ["application/json"],
  "paths": {
    "/CollectionBaselineInterfaceURI" : {
      "get": {
        "description": "OCF Collection Resource Type contains properties and links.\nThe
oic.if.baseline interface exposes a representation of\nthe links and the properties of the
collection resource itself\nRetrieve on Baseline Interface\n",
        "parameters": [
        ],
        "responses": {
          "200": {
            "description": "",
            "x-example": {
              "rt": ["oic.wk.col"],
              "id": "unique_example_id",
              "rts": [ "oic.r.switch.binary", "oic.r.airflow" ],
              "links": [
            ]
          }
        }
      }
    }
  }
}
```



```

    ],
    "schema": { "$ref": "#/definitions/sbatch-retrieve" }
  },
  "404": {
    "description": "One or more targets did not return an OK status, return a
representation containing returned properties from the targets that returned OK",
    "x-example":
    [
      {
        "href": "switch",
        "rep":
        {
          "value": true
        }
      }
    ]
  },
  "schema": { "$ref": "#/definitions/sbatch-retrieve" }
}
},
"post": {
  "description": "Update on Batch Interface\n",
  "parameters": [
    {
      "name": "body",
      "in": "body",
      "required": true,
      "schema": { "$ref": "#/definitions/sbatch-update" },
      "x-example":
      [
        {
          "href": "switch",
          "rep":
          {
            "value": true
          }
        },
        {
          "href": "airFlow",
          "rep":
          {
            "direction": "floor",
            "speed": 3
          }
        }
      ]
    }
  ],
  "responses": {
    "200": {
      "description": "all targets returned OK status (HTTP 200 or CoAP 2.04 Changed)
return a representation of the current state of all targets",
      "x-example":
      [
        {
          "href": "switch",
          "rep":
          {
            "value": true
          }
        },
        {
          "href": "airFlow",
          "rep":
          {
            "direction": "demist",
            "speed": 5
          }
        }
      ]
    }
  }
}

```

```

    ]
    ,
    "schema": { "$ref": "#/definitions/sbatch-retrieve" }
  },
  "403": {
    "description": "one or more targets did not return OK status; return a retrieve
representation of the current state of all targets in the batch",
    "x-example":
    [
      {
        "href": "switch",
        "rep":
        {
          "value": true
        }
      },
      {
        "href": "airFlow",
        "rep":
        {
          "direction": "floor",
          "speed": 3
        }
      }
    ]
    ,
    "schema": { "$ref": "#/definitions/sbatch-retrieve" }
  }
}
},
"/CollectionLinkListInterfaceURI" : {
  "get": {
    "description": "OCF Collection Resource Type contains properties and links.\n
The oic.if.ll interface exposes a representation of the links\n
Retrieve on Link List Interface\n",
    "parameters": [
    ],
    "responses": {
      "200": {
        "description": "",
        "x-example":
        [
          {
            "href": "switch",
            "rt": ["oic.r.switch.binary"],
            "if": ["oic.if.a", "oic.if.baseline"],
            "eps": [
              { "ep": "coap://[fe80::b1d6]:1111", "pri": 2},
              { "ep": "coaps://[fe80::b1d6]:1122"},
              { "ep": "coap+tcp://[2001:db8:a::123]:2222", "pri": 3}
            ]
          },
          {
            "href": "airFlow",
            "rt": ["oic.r.airflow"],
            "if": ["oic.if.a", "oic.if.baseline"],
            "eps": [
              { "ep": "coap://[fe80::b1d6]:1111", "pri": 2},
              { "ep": "coaps://[fe80::b1d6]:1122"},
              { "ep": "coap+tcp://[2001:db8:a::123]:2222", "pri": 3}
            ]
          }
        ]
      }
    }
  }
  ,
  "schema": { "$ref": "#/definitions/slinks" }
}
}
},
"parameters": {

```

```

"interface-11" : {
  "in" : "query",
  "name" : "if",
  "type" : "string",
  "enum" : ["oic.if.11"]
},
"interface-b" : {
  "in" : "query",
  "name" : "if",
  "type" : "string",
  "enum" : ["oic.if.b"]
},
"interface-baseline" : {
  "in" : "query",
  "name" : "if",
  "type" : "string",
  "enum" : ["oic.if.baseline"]
},
"interface-all" : {
  "in" : "query",
  "name" : "if",
  "type" : "string",
  "enum" : ["oic.if.11", "oic.if.baseline", "oic.if.b"]
}
},
"definitions": {
  "sbaseline" : {
    "properties": {
      "links" :
        {
          "description": "A set of simple or individual OIC Links.",
          "items": {
            "$ref": "#/definitions/oic.oic-link"
          },
          "type": "array"
        }
    }
  }
},
"sbatch-retrieve" : {
  "title" :
    "Collection Batch Retrieve Format (auto merged)"

  , "minItems" :
    1

  , "items" :
    {
      "additionalProperties": true,
      "properties": {
        "href": {
          "description": "URI of the target resource relative assuming the collection URI as
anchor",
          "format": "uri",
          "maxLength": 256,
          "type": "string"
        },
        "rep": {
          "oneOf": [
            {
              "description": "The response payload from a single resource",
              "type": "object"
            },
            {
              "description": " The response payload from a collection (batch) resource",
              "items": {
                "properties": {
                  "anchor": {
                    "description": "This is used to override the context URI e.g. override the
URI of the containing collection.",

```

```

        "format": "uri",
        "maxLength": 256,
        "type": "string"
    },
    "di": {
        "allOf": [
            {
                "description": "Format pattern according to IETF RFC 4122.",
                "pattern": "^[a-fA-F0-9]{8}-[a-fA-F0-9]{4}-[a-fA-F0-9]{4}-[a-fA-F0-9]{4}-
[a-fA-F0-9]{12}$",
                "type": "string"
            },
            {
                "description": "The device ID"
            }
        ]
    },
    "eps": {
        "description": "the Endpoint information of the target Resource",
        "items": {
            "properties": {
                "ep": {
                    "description": "Transport Protocol Suite + Endpoint Locator",
                    "format": "uri",
                    "type": "string"
                },
                "pri": {
                    "description": "The priority among multiple Endpoints",
                    "minimum": 1,
                    "type": "integer"
                }
            }
        },
        "type": "object"
    },
    "type": "array"
},
    "href": {
        "description": "This is the target URI, it can be specified as a Relative
Reference or fully-qualified URI.",
        "format": "uri",
        "maxLength": 256,
        "type": "string"
    },
    "if": {
        "description": "The interface set supported by this resource",
        "items": {
            "enum": [
                "oic.if.baseline",
                "oic.if.ll",
                "oic.if.b",
                "oic.if.rw",
                "oic.if.r",
                "oic.if.a",
                "oic.if.s"
            ],
            "type": "string"
        },
        "minItems": 1,
        "type": "array"
    },
    "ins": {
        "description": "The instance identifier for this web link in an array of web
links - used in collections",
        "type": "integer"
    },
    "p": {
        "description": "Specifies the framework policies on the Resource referenced
by the target URI",
        "properties": {
            "bm": {

```



```

        "required": [
            "href",
            "rep"
        ],
        "type": "object"
    }
    , "type" :
        "array"
}
, "sbatch-update" : {
    "title" :
        "Collection Batch Update Format (auto merged)"

    , "minItems" :
        1

    , "items" :
        {
            "$ref": "#/definitions/oic.batch-update.item"
        }

    , "type" :
        "array"
}
, "slinks" : {
    "type" :
        "array"

    , "items" :
        {
            "$ref": "#/definitions/oic.oic-link"
        }
}
, "oic.wk.col-batch-update" :
    {
        "description": "array of resource representations to apply to the batch collection, using
href to indicate which resource(s) in the batch to update. If the href property is empty,
effectively making the URI reference to the collection itself, the representation is to be applied
to all resources in the batch",
        "items": {
            "$ref": "#/definitions/oic.batch-update.item"
        },
        "minItems": 1,
        "type": "array"
    }
, "uuid" :
    {
        "description": "Format pattern according to IETF RFC 4122.",
        "pattern": "^[a-fA-F0-9]{8}-[a-fA-F0-9]{4}-[a-fA-F0-9]{4}-[a-fA-F0-9]{4}-[a-fA-F0-9]{12}$",
        "type": "string"
    }
, "oic.collection.properties" :
    {
        "description": "A collection is a set of links along with additional properties to describe
the collection itself",
        "properties": {
            "rts": {
                "$ref": "#/definitions/oic.core/properties/rt",
                "description": "The list of allowable resource types (for Target and anchors) in links
included in the collection"
            }
        },
        "type": "object"
    }

```

```

}
,"oic.core" :
{
  "properties": {
    "rt": {
      "description": "Resource Type of the Resource",
      "items": {
        "maxLength": 64,
        "type": "string"
      },
      "minItems": 1,
      "readOnly": true,
      "type": "array"
    }
  },
  "type": "object"
}

,"oic.batch-update.item" :
{
  "additionalProperties": true,
  "description": "array of resource representations to apply to the batch collection, using
href to indicate which resource(s) in the batch to update. If the href property is empty,
effectively making the URI reference to the collection itself, the representation is to be applied
to all resources in the batch",
  "properties": {
    "href": {
      "description": "URI of the target resource relative assuming the collection URI as
anchor",
      "format": "uri",
      "maxLength": 256,
      "type": "string"
    },
    "rep": {
      "oneOf": [
        {
          "description": "The response payload from a single resource",
          "type": "object"
        },
        {
          "description": " The response payload from a collection (batch) resource",
          "items": {
            "$ref": "#/definitions/oic.oic-link"
          },
          "type": "array"
        }
      ]
    }
  },
  "required": [
    "href",
    "rep"
  ],
  "type": "object"
}

,"oic.collection.linksexpanded" :
{
  "properties": {
    "links": {
      "description": "A set of simple or individual OIC Links.",
      "items": {
        "properties": {
          "anchor": {
            "description": "This is used to override the context URI e.g. override the URI of
the containing collection.",
            "format": "uri",
            "maxLength": 256,
            "type": "string"
          },

```

```

"di": {
  "description": "Format pattern according to IETF RFC 4122.",
  "pattern": "^[a-fA-F0-9]{8}-[a-fA-F0-9]{4}-[a-fA-F0-9]{4}-[a-fA-F0-9]{4}-[a-fA-F0-9]{12}$",
  "type": "string"
},
"eps": {
  "description": "the Endpoint information of the target Resource",
  "items": {
    "properties": {
      "ep": {
        "description": "Transport Protocol Suite + Endpoint Locator",
        "format": "uri",
        "type": "string"
      },
      "pri": {
        "description": "The priority among multiple Endpoints",
        "minimum": 1,
        "type": "integer"
      }
    },
    "type": "object"
  },
  "type": "array"
},
"href": {
  "description": "This is the target URI, it can be specified as a Relative Reference or fully-qualified URI.",
  "format": "uri",
  "maxLength": 256,
  "type": "string"
},
"if": {
  "description": "The interface set supported by this resource",
  "items": {
    "enum": [
      "oic.if.baseline",
      "oic.if.ll",
      "oic.if.b",
      "oic.if.rw",
      "oic.if.r",
      "oic.if.a",
      "oic.if.s"
    ],
    "type": "string"
  },
  "minItems": 1,
  "type": "array"
},
"ins": {
  "description": "The instance identifier for this web link in an array of web links - used in collections",
  "type": "integer"
},
"op": {
  "description": "Specifies the framework policies on the Resource referenced by the target URI",
  "properties": {
    "bm": {
      "description": "Specifies the framework policies on the Resource referenced by the target URI for e.g. observable and discoverable",
      "type": "integer"
    }
  },
  "required": [
    "bm"
  ],
  "type": "object"
},
"rel": {

```



```

    "description": "The relation of the target URI referenced by the link to the
context URI",
    "oneOf": [
      {
        "default": [
          "hosts"
        ],
        "items": {
          "maxLength": 64,
          "type": "string"
        },
        "minItems": 1,
        "type": "array"
      },
      {
        "default": "hosts",
        "maxLength": 64,
        "type": "string"
      }
    ]
  },
  "rt": {
    "description": "Resource Type of the Resource",
    "items": {
      "maxLength": 64,
      "type": "string"
    },
    "minItems": 1,
    "type": "array"
  },
  "title": {
    "description": "A title for the link relation. Can be used by the UI to provide a
context.",
    "maxLength": 64,
    "type": "string"
  },
  "type": {
    "default": "application/cbor",
    "description": "A hint at the representation of the resource referenced by the
target URI. This represents the media types that are used for both accepting and emitting.",
    "items": {
      "maxLength": 64,
      "type": "string"
    },
    "minItems": 1,
    "type": "array"
  }
},
"required": [
  "href",
  "rt",
  "if"
],
"type": "object"
},
"type": "array"
}
"type": "object"
}

,"oic.collection.links" :
{
  "properties": {
    "links": {
      "description": "A set of simple or individual OIC Links.",
      "items": {
        "$ref": "#/definitions/oic.oic-link"
      },
      "type": "array"
    }
  }
}

```

```

    },
    "type": "object"
  }

  , "oic.oic-link" :
  {
    "properties": {
      "anchor": {
        "description": "This is used to override the context URI e.g. override the URI of the
containing collection.",
        "format": "uri",
        "maxLength": 256,
        "type": "string"
      },
      "di": {
        "$ref": "#/definitions/uuid",
        "description": "The device ID"
      },
      "eps": {
        "description": "the Endpoint information of the target Resource",
        "items": {
          "properties": {
            "ep": {
              "description": "Transport Protocol Suite + Endpoint Locator",
              "format": "uri",
              "type": "string"
            },
            "pri": {
              "description": "The priority among multiple Endpoints",
              "minimum": 1,
              "type": "integer"
            }
          }
        },
        "type": "object"
      },
      "type": "array"
    },
    "href": {
      "description": "This is the target URI, it can be specified as a Relative Reference or
fully-qualified URI.",
      "format": "uri",
      "maxLength": 256,
      "type": "string"
    },
    "if": {
      "description": "The interface set supported by this resource",
      "items": {
        "enum": [
          "oic.if.baseline",
          "oic.if.ll",
          "oic.if.b",
          "oic.if.rw",
          "oic.if.r",
          "oic.if.a",
          "oic.if.s"
        ],
        "type": "string"
      },
      "minItems": 1,
      "type": "array"
    },
    "ins": {
      "description": "The instance identifier for this web link in an array of web links - used
in collections",
      "type": "integer"
    },
    "p": {
      "description": "Specifies the framework policies on the Resource referenced by the target
URI",
      "properties": {
        "bm": {

```

```

        "description": "Specifies the framework policies on the Resource referenced by the
target URI for e.g. observable and discoverable",
        "type": "integer"
    },
    },
    "required": [
        "bm"
    ],
    "type": "object"
},
"rel": {
    "description": "The relation of the target URI referenced by the link to the context
URI",
    "oneOf": [
        {
            "default": [
                "hosts"
            ],
            "items": {
                "maxLength": 64,
                "type": "string"
            },
            "minItems": 1,
            "type": "array"
        },
        {
            "default": "hosts",
            "maxLength": 64,
            "type": "string"
        }
    ],
    "rt": {
        "description": "Resource Type of the Resource",
        "items": {
            "maxLength": 64,
            "type": "string"
        },
        "minItems": 1,
        "type": "array"
    },
    "title": {
        "description": "A title for the link relation. Can be used by the UI to provide a
context.",
        "maxLength": 64,
        "type": "string"
    },
    "type": {
        "default": "application/cbor",
        "description": "A hint at the representation of the resource referenced by the target
URI. This represents the media types that are used for both accepting and emitting.",
        "items": {
            "maxLength": 64,
            "type": "string"
        },
        "minItems": 1,
        "type": "array"
    }
},
    "required": [
        "href",
        "rt",
        "if"
    ],
    "type": "object"
}
}
}

```

E.3.5 Property Definition

Property name	Value type	Mandatory	Access mode	Description
links	multiple types: see schema			All forms of links in a collection
anchor	string			This is used to override the context URI e.g. override the URI of the containing collection
rel	multiple types: see schema			The relation of the target URI referenced by the link to the context URI
type	array: see schema			A hint at the representation of the resource referenced by the target URI. This represents the media types that are used for both accepting and emitting
if	array: see schema	yes		The interface set supported by this resource
href	string	yes		This is the target URI, it can be specified as a Relative Reference or fully-qualified URI. Relative Reference should be used along with the di parameter to make it unique.
rt	array: see schema	yes		Resource Type
p	object: see schema			Specifies the framework policies on the Resource referenced by the target URI
ins	multiple types: see schema			The instance identifier for this web link in an array of web links - used in collections

n	string		Read Only	Friendly name of the resource
rts	array: schema see		Read Only	Defines the list of allowable resource types (for Target and anchors) in links included in the collection; new links being created can only be from this list
id	string		Read Only	Instance ID of this specific resource
di	string			Unique identifier for device (UUID)
drel	string			When specified this is the default relationship to use when an OIC Link does not specify an explicit relationship with *rel* parameter
eps	array: schema see			the Endpoint information of the target Resource
title	string			A title for the link relation. Can be used by the UI to provide a context
rep	multiple types: see schema	yes		
href	string	yes		URI of the target resource relative assuming the collection URI as anchor
title	string			A title for the link relation. Can be used by the UI to provide a context
anchor	string			This is used to override the context URI e.g. override the URI of the containing collection
rel	multiple types: see schema			The relation of the target URI referenced by

				the link to the context URI
type	array: schema	see		A hint at the representation of the resource referenced by the target URI. This represents the media types that are used for both accepting and emitting
di	string			Unique identifier for device (UUID)
href	string	yes		This is the target URI, it can be specified as a Relative Reference or fully-qualified URI. Relative Reference should be used along with the di parameter to make it unique.
rt	array: schema	see	yes	Resource Type
p	object: schema	see		Specifies the framework policies on the Resource referenced by the target URI
ins	multiple types: see schema			The instance identifier for this web link in an array of web links - used in collections
eps	array: schema	see		the Endpoint information of the target Resource
if	array: schema	see	yes	The interface set supported by this resource
rep	multiple types: see schema		yes	
href	string		yes	URI of the target resource relative assuming the collection URI as anchor

E.3.6 CRUDN behavior

Resource	Create	Read	Update	Delete	Notify
/CollectionBaselineInterfaceURI		get	post		

E.4 Platform Configuration

E.4.1 Introduction

Resource that allows for platform specific information to be configured. Retrieves the current platform configuration settings

E.4.2 Example URI

/example/PlatformConfigurationResURI

E.4.3 Resource Type

The resource type (rt) is defined as: ['oic.wk.con.p'].

E.4.4 Swagger2.0 Definition

```
{
  "swagger": "2.0",
  "info": {
    "title": "Platform Configuration",
    "version": "v1-20160622",
    "license": {
      "name": "copyright 2016-2017 Open Connectivity Foundation, Inc. All rights reserved.",
      "x-description": "Redistribution and use in source and binary forms, with or without
modification, are permitted provided that the following conditions are met:\n
1. Redistributions of source code must retain the above copyright notice, this list of conditions and
the following disclaimer.\n
2. Redistributions in binary form must reproduce the above
copyright notice, this list of conditions and the following disclaimer in the documentation and/or
other materials provided with the distribution.\n\n
THIS SOFTWARE IS PROVIDED BY THE Open
Connectivity Foundation, INC. \AS IS\ AND ANY EXPRESS OR IMPLIED WARRANTIES, INCLUDING, BUT NOT
LIMITED TO, THE IMPLIED WARRANTIES OF MERCHANTABILITY AND FITNESS FOR A PARTICULAR PURPOSE OR
WARRANTIES OF NON-INFRINGEMENT, ARE DISCLAIMED.\n
IN NO EVENT SHALL THE Open Connectivity
Foundation, INC. OR CONTRIBUTORS BE LIABLE FOR ANY DIRECT, INDIRECT, INCIDENTAL, SPECIAL,
EXEMPLARY, OR CONSEQUENTIAL DAMAGES (INCLUDING, BUT NOT LIMITED TO, PROCUREMENT OF SUBSTITUTE GOODS
OR SERVICES; LOSS OF USE, DATA, OR PROFITS; OR BUSINESS INTERRUPTION)\n
HOWEVER CAUSED AND
ON ANY THEORY OF LIABILITY, WHETHER IN CONTRACT, STRICT LIABILITY, OR TORT (INCLUDING NEGLIGENCE OR
OTHERWISE) ARISING IN ANY WAY OUT OF THE USE OF THIS SOFTWARE, EVEN IF ADVISED OF THE POSSIBILITY
OF SUCH DAMAGE.\n"
    }
  },
  "schemes": ["http"],
  "consumes": ["application/json"],
  "produces": ["application/json"],
  "paths": {
    "/examplePlatformConfigurationResURI" : {
      "get": {
        "description": "Resource that allows for platform specific information to be
configured.\nRetrieves the current platform configuration settings\n",
        "parameters": [
          { "$ref": "#/parameters/interface-all" }
        ],
        "responses": {
          "200": {
            "description": "",
            "x-example": {
              "rt": ["oic.wk.con.p"],
              "mnpn": [ { "language": "en", "value": "My Friendly Device Name" } ]
            }
          },
          "schema": { "$ref": "#/definitions/Conf_Platform" }
        }
      }
    }
  }
}
```



```

"items": {
  "properties": {
    "language": {
      "allof": [
        {
          "description": "Format pattern according to IETF RFC 5646 (language tag).",
          "pattern": "^[A-Za-z]{1,8}(-[A-Za-z0-9]{1,8})*$",
          "type": "string"
        },
        {
          "description": "An RFC 5646 language tag."
        }
      ]
    },
    "value": {
      "description": "The Platform description in the indicated language.",
      "maxLength": 64,
      "type": "string"
    }
  },
  "type": "object"
},
"minItems": 1,
"type": "array"
},
"id" :
{
  "description": "Instance ID of this specific resource",
  "maxLength": 64,
  "readOnly": true,
  "type": "string"
},
"if" :
{
  "description": "The interface set supported by this resource",
  "items": {
    "enum": [
      "oic.if.baseline",
      "oic.if.ll",
      "oic.if.b",
      "oic.if.lb",
      "oic.if.rw",
      "oic.if.r",
      "oic.if.a",
      "oic.if.s"
    ],
    "type": "string"
  },
  "minItems": 1,
  "readOnly": true,
  "type": "array"
}
}
},
"Update_Platform" : {
  "properties": {
    "rt" :
    {
      "description": "Resource Type of the Resource",
      "items": {
        "maxLength": 64,
        "type": "string"
      },
      "minItems": 1,
      "readOnly": true,
      "type": "array"
    },
  },
}

```

```

    "n" :
    {
      "description": "Friendly name of the resource",
      "maxLength": 64,
      "type": "string"
    },
    "mpn" :
    {
      "description": "Platform names",
      "items": {
        "properties": {
          "language": {
            "allOf": [
              {
                "description": "Format pattern according to IETF RFC 5646 (language tag).",
                "pattern": "^[A-Za-z]{1,8}(-[A-Za-z0-9]{1,8})*$",
                "type": "string"
              },
              {
                "description": "An RFC 5646 language tag."
              }
            ]
          },
          "value": {
            "description": "The Platform description in the indicated language.",
            "maxLength": 64,
            "type": "string"
          }
        },
        "type": "object"
      },
      "minItems": 1,
      "type": "array"
    },
    "id" :
    {
      "anyOf": [
        {
          "maxLength": 64,
          "type": "string"
        },
        {
          "description": "Format pattern according to IETF RFC 4122.",
          "pattern": "^[a-fA-F0-9]{8}-[a-fA-F0-9]{4}-[a-fA-F0-9]{4}-[a-fA-F0-9]{4}-[a-fA-F0-9]{12}$",
          "type": "string"
        }
      ],
      "description": "Instance ID of this specific resource",
      "readOnly": true
    },
    "if" :
    {
      "description": "The interface set supported by this resource",
      "items": {
        "enum": [
          "oic.if.baseline",
          "oic.if.ll",
          "oic.if.b",
          "oic.if.lb",
          "oic.if.rw",
          "oic.if.r",
          "oic.if.a",
          "oic.if.s"
        ],
        "type": "string"
      }
    },

```

```

        "minItems": 1,
        "readOnly": true,
        "type": "array"
    }
},
"required": ["mnpn"]
}
}
}

```

E.4.5 Property Definition

Property name	Value type		Mandatory	Access mode	Description
mnpn	array: schema	see			Platform names
if	array: schema	see		Read Only	The interface set supported by this resource
rt	array: schema	see		Read Only	Resource Type
id	string			Read Only	Instance ID of this specific resource
n	string			Read Only	Friendly name of the resource
mnpn	array: schema	see	yes		Platform names
if	array: schema	see		Read Only	The interface set supported by this resource
rt	array: schema	see		Read Only	Resource Type
id	string			Read Only	Instance ID of this specific resource
n	string				Friendly name of the resource

E.4.6 CRUDN behavior

Resource	Create	Read	Update	Delete	Notify
/example/PlatformConfigurationResURI		get	post		

E.5 Device Configuration

E.5.1 Introduction

Resource that allows for Device specific information to be configured. Retrieves the current Device configuration settings

E.5.2 Example URI

/example/DeviceConfigurationResURI

E.5.3 Resource Type

The resource type (rt) is defined as: ['oic.wk.con'].

E.5.4 Swagger2.0 Definition

```

{
  "swagger": "2.0",

```

```

"info": {
  "title": "Device Configuration",
  "version": "v1-20160622",
  "license": {
    "name": "copyright 2016-2017 Open Connectivity Foundation, Inc. All rights reserved.",
    "x-description": "Redistribution and use in source and binary forms, with or without
modification, are permitted provided that the following conditions are met:\n      1.
Redistributions of source code must retain the above copyright notice, this list of conditions and
the following disclaimer.\n      2. Redistributions in binary form must reproduce the above
copyright notice, this list of conditions and the following disclaimer in the documentation and/or
other materials provided with the distribution.\n\n      THIS SOFTWARE IS PROVIDED BY THE Open
Connectivity Foundation, INC. \AS IS\ AND ANY EXPRESS OR IMPLIED WARRANTIES, INCLUDING, BUT NOT
LIMITED TO, THE IMPLIED WARRANTIES OF MERCHANTABILITY AND FITNESS FOR A PARTICULAR PURPOSE OR
WARRANTIES OF NON-INFRINGEMENT, ARE DISCLAIMED.\n      IN NO EVENT SHALL THE Open Connectivity
Foundation, INC. OR CONTRIBUTORS BE LIABLE FOR ANY DIRECT, INDIRECT, INCIDENTAL, SPECIAL,
EXEMPLARY, OR CONSEQUENTIAL DAMAGES (INCLUDING, BUT NOT LIMITED TO, PROCUREMENT OF SUBSTITUTE GOODS
OR SERVICES; LOSS OF USE, DATA, OR PROFITS; OR BUSINESS INTERRUPTION)\n      HOWEVER CAUSED AND
ON ANY THEORY OF LIABILITY, WHETHER IN CONTRACT, STRICT LIABILITY, OR TORT (INCLUDING NEGLIGENCE OR
OTHERWISE) ARISING IN ANY WAY OUT OF THE USE OF THIS SOFTWARE, EVEN IF ADVISED OF THE POSSIBILITY
OF SUCH DAMAGE.\n"
  }
},
"schemes": ["http"],
"consumes": ["application/json"],
"produces": ["application/json"],
"paths": {
  "/exampleDeviceConfigurationResURI" : {
    "get": {
      "description": "Resource that allows for Device specific information to be
configured.\nRetrieves the current Device configuration settings\n",
      "parameters": [
        { "$ref": "#/parameters/interface-all" }
      ],
      "responses": {
        "200": {
          "description": "",
          "x-example": {
            "n": "My Friendly Device Name",
            "rt": ["oic.wk.con"],
            "loc": [32.777,-96.797],
            "locn": "My Location Name",
            "c": "USD",
            "r": "MyRegion",
            "dl": "en"
          }
        },
        "schema": { "$ref": "#/definitions/Configuration" }
      }
    },
    "post": {
      "description": "Update the information about the Device\n",
      "parameters": [
        { "$ref": "#/parameters/interface-rw" },
        {
          "name": "body",
          "in": "body",
          "required": true,
          "schema": { "$ref": "#/definitions/Update" },
          "x-example": {
            "n": "Nuevo Nombre Amistoso",
            "r": "MyNewRegion",
            "ln": [ { "language": "es", "value": "Nuevo Nombre Amistoso" } ],
            "dl": "es"
          }
        }
      ],
      "responses": {
        "200": {

```

```

        "description" : "",
        "x-example":
        {
            "n": "Nuevo Nombre Amistoso",
            "r": "MyNewRegion",
            "ln": [ { "language": "es", "value": "Nuevo Nombre Amistoso" } ],
            "dl": "es"
        }
        ,
        "schema": { "$ref": "#/definitions/Update" }
    }
}
},
"parameters": {
    "interface-rw" : {
        "in" : "query",
        "name" : "if",
        "type" : "string",
        "enum" : ["oic.if.rw"]
    },
    "interface-all" : {
        "in" : "query",
        "name" : "if",
        "type" : "string",
        "enum" : ["oic.if.rw", "oic.if.baseline"]
    }
},
"definitions": {
    "Configuration" : {
        "properties": {
            "rt" :
            {
                {
                    "description": "Resource Type of the Resource",
                    "items": {
                        "maxLength": 64,
                        "type": "string"
                    },
                    "minItems": 1,
                    "readOnly": true,
                    "type": "array"
                },
            },
            "loc" :
            {
                {
                    "description": "Location information (lat, long)",
                    "items": {
                        "type": "number"
                    },
                    "maxItems": 2,
                    "minItems": 2,
                    "type": "array"
                },
            },
            "c" :
            {
                {
                    "description": "Currency",
                    "maxLength": 64,
                    "type": "string"
                },
            },
            "ln" :
            {
                {
                    "description": "Localized names",
                    "items": {
                        "properties": {
                            "language": {
                                "allOf": [
                                    {
                                        "description": "Format pattern according to IETF RFC 5646 (language tag).",

```

```

        "pattern": "[A-Za-z]{1,8}(-[A-Za-z0-9]{1,8})*$",
        "type": "string"
    },
    {
        "description": "An RFC 5646 language tag."
    }
]
},
"value": {
    "description": "The Device name in the indicated language.",
    "maxLength": 64,
    "type": "string"
}
},
"type": "object"
},
"minItems": 1,
"type": "array"
},
"locn" :
{
    "description": "Human Friendly Name for location",
    "maxLength": 64,
    "type": "string"
},
"dl" :
{
    "allOf": [
        {
            "description": "Format pattern according to IETF RFC 5646 (language tag).",
            "pattern": "[A-Za-z]{1,8}(-[A-Za-z0-9]{1,8})*$",
            "type": "string"
        },
        {
            "description": "Default Language as an RFC 5646 language tag."
        }
    ]
},
"n" :
{
    "description": "Friendly name of the resource",
    "maxLength": 64,
    "readOnly": true,
    "type": "string"
},
"r" :
{
    "description": "Region",
    "maxLength": 64,
    "type": "string"
},
"id" :
{
    "description": "Instance ID of this specific resource",
    "maxLength": 64,
    "readOnly": true,
    "type": "string"
},
"if" :
{
    "description": "The interface set supported by this resource",
    "items": {
        "enum": [
            "oic.if.baseline",
            "oic.if.ll",

```

```

        "oic.if.b",
        "oic.if.lb",
        "oic.if.rw",
        "oic.if.r",
        "oic.if.a",
        "oic.if.s"
    ],
    "type": "string"
},
"minItems": 1,
"readOnly": true,
"type": "array"
}
},
"required": ["n"]
}
,
"Update" : {
"properties": {
"rt" :
{
"description": "Resource Type of the Resource",
"items": {
"maxLength": 64,
"type": "string"
},
"minItems": 1,
"readOnly": true,
"type": "array"
},
"loc" :
{
"description": "Location information (lat, long)",
"items": {
"type": "number"
},
"maxItems": 2,
"minItems": 2,
"type": "array"
},
"c" :
{
"description": "Currency",
"maxLength": 64,
"type": "string"
},
"ln" :
{
"description": "Localized names",
"items": {
"properties": {
"language": {
"allOf": [
{
"description": "Format pattern according to IETF RFC 5646 (language tag).",
"pattern": "^[A-Za-z]{1,8}(-[A-Za-z0-9]{1,8})*$",
"type": "string"
},
{
"description": "An RFC 5646 language tag."
}
]
}
},
}
},
"value": {
"description": "The Device name in the indicated language.",
"maxLength": 64,
"type": "string"
}
}
}
}

```

```

    },
    "type": "object"
  },
  "minItems": 1,
  "type": "array"
},
"locn" :
{
  "description": "Human Friendly Name for location",
  "maxLength": 64,
  "type": "string"
},
"dl" :
{
  "allOf": [
    {
      "description": "Format pattern according to IETF RFC 5646 (language tag).",
      "pattern": "^[A-Za-z]{1,8}(-[A-Za-z0-9]{1,8})*$",
      "type": "string"
    },
    {
      "description": "Default Language as an RFC 5646 language tag."
    }
  ]
},
"n" :
{
  "description": "Friendly name of the resource",
  "maxLength": 64,
  "type": "string"
},
"r" :
{
  "description": "Region",
  "maxLength": 64,
  "type": "string"
},
"id" :
{
  "anyOf": [
    {
      "maxLength": 64,
      "type": "string"
    },
    {
      "description": "Format pattern according to IETF RFC 4122.",
      "pattern": "^[a-fA-F0-9]{8}-[a-fA-F0-9]{4}-[a-fA-F0-9]{4}-[a-fA-F0-9]{4}-[a-fA-F0-9]{12}$",
      "type": "string"
    }
  ],
  "description": "Instance ID of this specific resource",
  "readOnly": true
},
"if" :
{
  "description": "The interface set supported by this resource",
  "items": {
    "enum": [
      "oic.if.baseline",
      "oic.if.ll",
      "oic.if.b",
      "oic.if.lb",
      "oic.if.rw",

```